




DECORATIVE
HARDWARE
CATALOG 9

berenson.com

4 ABOUT BERENSON
6 WHAT'S NEW
8 BERENSON SAMPLICITY
10 ECO HARMONY
11 UNIQUE STYLE
12 CLASSIC COMFORT
36 UPTOWN APPEAL

54 TIMELESS CHARM
80 ARTISAN INSPIRED
100 CREATIVE RELEASE
112 ADDITIONAL COLLECTIONS
125 DISPLAY BOARDS
128 FINISH GUIDE
130 INDEX



BERENSON CORP

2495 MAIN STREET, SUITE 111
BUFFALO, NY 14214-2152


PHONE
800.333.0578

FAX
716.833.2402

EMAIL
INFO@BERENSON.COM

4 ABOUT BERENSON
6 WHAT'S NEW
8 BERENSON SAMPLICITY
10 ECO HARMONY
11 UNIQUE STYLE
12 CLASSIC COMFORT
36 UPTOWN APPEAL

54 TIMELESS CHARM
80 ARTISAN INSPIRED
100 CREATIVE RELEASE
112 ADDITIONAL COLLECTIONS
125 DISPLAY BOARDS
128 FINISH GUIDE
130 INDEX



BERENSON CORP

2495 MAIN STREET, SUITE 111
BUFFALO, NY 14214-2152

PHONE
800.333.0578

FAX
716.833.2402

EMAIL
INFO@BERENSON.COM



Hassle Free service and Unique Solutions for the Industry Professional for over 50 years.

This year our hardware takes on a larger, heavier, and bolder *Form* that will truly stand out — and make a statement — in your kitchen.

At the same time, we have not forgotten the importance of *Function* and that your kitchen is a place where “work is done”. More than ever, we have carefully considered the feel, comfort, and ease of use in the hands of all, from children to seniors.

Superior form and function never compromise our long standing tradition of *Value*. We remain attuned to your practical, everyday budget requirements in creating elegant and affordable design solutions.

Finally, our innovative tools such as lifestyle segmenting, sample clips, hardware selection kits, and free online sample ordering allow you to choose hardware which is the best *Fit* to express your unique personal style and taste.

Your 1st choice for *Form*, *Function*, *Value*, and *Fit*



► **FUNCTION**

Hardware must be both functional and decorative. Kitchens are places for productivity and the emphasis is on functional comfort and ease of use. All of our newest hardware is designed around the very physical notion of a hand being able to fit well behind a handle or knob.

► **FORM**

Express yourself with hardware designs which fit your kitchen. We have hardware that can put your personal sense of style on display with unique, innovative, and original designs as well as help you create a warm, happy gathering place for your family and friends.

► **VALUE**

Berenson provides more value to professionals who need to do more than simply get the job done. We offer tools and presentation options which make selling our hardware quick and easy — we provide support, sales tools, lifestyle segmenting, and creative product. There is no better value to be found in the industry!

► **FIT**

Berenson hardware can pull everything together in your kitchen, fitting your personal sense of style with harmony, flow, and feel of your lifestyle.

Committed to the Industry Professional

Form + Function + Value + Fit

CLASSIC COMFORT

Aspire

MODERN, SUBTLE, TRANSITIONAL

Highlight your cabinets with modern accents and strong curves. Aspire is fluid in nature while retaining a simple and classic feel at home in any kitchen.

PAGE 15



UPTOWN APPEAL

Skylines

SLEEK & BOLD

This collection is ideal for those trying to create the illusion of a larger space with a sleek contemporary feel through the use of horizontal lines.

PAGE 39



CLASSIC COMFORT

Oasis

POLISHED DESIGN

Create a classic composition with the crisp and simple lines of Oasis. Tailored design with a subtle accent that adds a polished final touch to modern or traditional style cabinetry.

PAGE 17



ARTISAN INSPIRED

Oak Park

UTILITARIAN DESIGN

A radical innovation both as to structure and aesthetics, this geometric design is for the eclectic taste. Detailed, but substantial, the long back plates in these pulls are ideal for covering old hole spaces.

PAGE 83




TIMELESS CHARM

Echo

TRULY TIMELESS DESIGN

Looking for an update to a classic? The smooth curves and traditional design will echo through the ages. This elegant collection will stand the test of time in any kitchen.

PAGE 59



TIMELESS CHARM

Convertible Latches

STYLISH & VERSITILE

Choose retro style with a functional 'click' or a strictly decorative look ideal for soft close doors, our latches remind you of time spent in the kitchens of our parents and grandparents years ago.

PAGE 57 | PATENT PENDING



Solutions that Fit the Professional

At Berenson we understand that as an industry professional your clients expect you to deliver beautiful design solutions in a timely fashion within a budget. We are committed to helping you exceed their expectations by making the hardware selection process quick and easy.

NEW SAMPLE PROGRAM

- Place sample orders online 24 hours a day
- Free samples for registered users
- Free sample clip available with every sample order



PRICE CODES

- Quick access to pricing – alphabetical code next to item numbers for fast price range identifications
- Allows you to easily answer clients questions about pricing and recommend hardware that is a FIT for their budget.

BASE	CC	TR	PRICE CODE
7/8	5	8-	
5/8		8-32	D
7/8	5	8-32	D
5/8		8-32	C
7/8	5	8-32	D
7/8	5	8-32	D
5/8		8-32	C
5/8		8-32	C



INTERACTIVE WEBSITE

- berenson.com
- Access new product notifications, promotions, pricing, and item line drawings
- Download literature, sales files, and high resolution product photos anytime, day or night



HARDWARE SELECTION KITS

- Specially designed hardware selection kits for showroom and on site presentations
- Portable kits with foam inserts protect hardware from damage
- Sample clip included in each kit – to easily pair hardware selections with cabinet door finishes and styles

Introducing new earth friendly options

At Berenson we have been working hard to understand and offer more environmental friendly hardware options which bring benefits to everyone. We are now presenting to you products which will help keep our earth cleaner and in many cases offer improved finish durability and lifespan, and ultimately greater value.



YOUR BENEFITS FROM ISO 14001

- ▶ Efficient use of both energy and material
- ▶ Reduces pollutant and waste output
- ▶ Helps to prevent environmental accidents
- ▶ Supports a company's ongoing commitment to a sustainable development plan
- ▶ Ensures compliance with local environmental regulations and adaptability to future regulations
- ▶ Supports continuous, ongoing improvements of corporate policies and practices in the area of environmental sustainability

ISO 14001

EXTREME FINISH

LOOK FOR THESE ICONS THROUGHOUT THE CATALOG!

WHAT IS ISO 14001?

- ▶ Aims to find an efficient balance between ecological and economical requirements
- ▶ Focus on significant environmental impacts and their control Plan-Do-Check-Act process to achieve continuous improvement
- ▶ Concentrates on results and performance management tools, communication, education and training
- ▶ Requires a management policy, structured documentation, clear objectives and the involvement of all employees in environmental issues
- ▶ Designed to be part of an integrated system incorporating ISO 9001, OHSAS or similar standards



EXTREME FINISH
BERENSON EXTREME FINISH EXCEEDS KCMA STANDARDS BY UP TO 10X!

KCMA requires finishes to withstand a salt spray test for 48 hours. Chrome finishes exceed that by withstanding a salt spray test for 480 hours!





Unique Style

When hardware works well, it *fits*. For some, hardware must be innovative, unique, and original in design. For others, they first look to creating rooms as an environment of warmth and life, where people gather to be with each other.

A kitchen and it's hardware should be a reflection of a person or family and their lifestyle.

We want to help you choose hardware that is the right fit for each kitchen. To make the selection process easier, we've organized our decorative hardware into lifestyle based categories. You can easily mix and match to create the perfect and unique design style!






Classic Comfort

CLASSIC COMFORT blends traditional with contemporary influences for a décor suited for young families and empty nesters alike. Classic Comfort is ideal for those who view their kitchen not just as a place to cook and eat, but also as a place for relaxing, entertaining, and daily activities.

The perfect balance between masculinity and femininity, reflecting warmth and simplicity

Described as updated classic, combining a lighter color palette with interesting textures and both curved and straight lines — Classic Comfort brings harmony to your kitchen.





ASPIRE

	PART NO.	TYPE	FINISH	LENGTH	WIDTH	HEIGHT	DIA.	BASE	CC	TAP	PRICE CODE
1	9230-1026-P	Pull	Polished Chrome	4-1/8	11/16	1-1/4		5/16	96mm	8-32	C
2	9231-1BPN-P	Pull	Brushed Nickel	4-1/8	11/16	1-1/4		5/16	96mm	8-32	C
3	9232-10BT-P	Pull	Brushed Tin	4-1/8	11/16	1-1/4		5/16	96mm	8-32	C
4	9233-1026-P	Pull	Polished Chrome	5-7/16	11/16	1-1/4		5/16	128mm	8-32	C
5	9234-1BPN-P	Pull	Brushed Nickel	5-7/16	11/16	1-1/4		5/16	128mm	8-32	C
6	9235-10BT-P	Pull	Brushed Tin	5-7/16	11/16	1-1/4		5/16	128mm	8-32	C
7	9236-1026-P	Pull	Polished Chrome	6-1/2	11/16	1-1/4		5/16	160mm	8-32	C
8	9237-1BPN-P	Pull	Brushed Nickel	6-1/2	11/16	1-1/4		5/16	160mm	8-32	C
9	9238-10BT-P	Pull	Brushed Tin	6-1/2	11/16	1-1/4		5/16	160mm	8-32	D
10	9239-1026-P	Appliance Pull	Polished Chrome	12-7/16	1	1-13/16		7/16	12	8-32	E
11	9240-1BPN-P	Appliance Pull	Brushed Nickel	12-7/16	1	1-13/16		7/16	12	8-32	E
12	9241-10BT-P	Appliance Pull	Brushed Tin	12-7/16	1	1-13/16		7/16	12	8-32	E
13	9242-1026-P	Knob	Polished Chrome	1-1/4	3/4	1-3/16		11/16		8-32	A
14	9243-1BPN-P	Knob	Brushed Nickel	1-1/4	3/4	1-3/16		11/16		8-32	A
15	9244-10BT-P	Knob	Brushed Tin	1-1/4	3/4	1-3/16		11/16		8-32	A



OASIS

	PART NO.	TYPE	FINISH	LENGTH	WIDTH	HEIGHT	DIA.	BASE	CC	TAP	PRICE CODE
1	9245-10RB-P	Pull	Oil Rubbed Bronze	4-7/8	13/16	1-1/8		11/16	96mm	8-32	C
2	9246-1BPN-P	Pull	Brushed Nickel	4-7/8	13/16	1-1/8		11/16	96mm	8-32	C
3	9247-10BT-P	Pull	Brushed Tin	4-7/8	13/16	1-1/8		11/16	96mm	8-32	C
4	9248-10RB-P	Pull	Oil Rubbed Bronze	6-1/16	13/16	1-1/16		11/16	128mm	8-32	C
5	9249-1BPN-P	Pull	Brushed Nickel	6-1/16	13/16	1-1/16		11/16	128mm	8-32	C
6	9250-10BT-P	Pull	Brushed Tin	6-1/16	13/16	1-1/16		11/16	128mm	8-32	C
7	9251-10RB-P	Pull	Oil Rubbed Bronze	7-5/16	13/16	1-1/16		11/16	160mm	8-32	C
8	9252-1BPN-P	Pull	Brushed Nickel	7-5/16	13/16	1-1/16		11/16	160mm	8-32	C
9	9253-10BT-P	Pull	Brushed Tin	7-5/16	13/16	1-1/16		11/16	160mm	8-32	C
10	9254-10RB-P	Knob	Oil Rubbed Bronze			1-1/16	1-1/4	5/8		8-23	A
11	9255-1BPN-P	Knob	Brushed Nickel			1-1/16	1-1/4	5/8		8-32	A
12	9256-10BT-P	Knob	Brushed Tin			1-1/16	1-1/4	5/8		8-32	A



CONNECTIONS

	PART NO.	TYPE	FINISH	LENGTH	WIDTH	HEIGHT	DIA.	BASE	CC	TAP	PRICE CODE
1	4001-1VTN-P	Pull	Vintage Nickel	3-1/2	1/2	1-1/8		3/8	3	8-32	B
2	4002-1055-P	Pull	Matte Black	3-1/2	1/2	1-1/8		3/8	3	8-32	B
3	4003-10VB-P	Pull	Verona Bronze	3-1/2	1/2	1-1/8		3/8	3	8-32	B
4	4004-1VTN-P	Pull	Vintage Nickel	6-7/8	9/16	1-1/4		3/8	160mm	8-32	C
5	4005-1055-P	Pull	Matte Black	6-7/8	9/16	1-1/4		3/8	160mm	8-32	C
6	4006-10VB-P	Pull	Verona Bronze	6-7/8	9/16	1-1/4		3/8	160mm	8-32	C
7	4007-1VTN-P	Knob	Vintage Nickel	1-1/8	1-1/8	1-1/8		9/16		8-32	B
8	4008-1055-P	Knob	Matte Black	1-1/8	1-1/8	1-1/8		9/16		8-32	B
9	4009-10VB-P	Knob	Verona Bronze	1-1/8	1-1/8	1-1/8		9/16		8-32	B
10	4130-1VTN-P	Pull	Vintage Nickel	4-5/16	1/2	1-1/8		3/8	96mm	8-32	B
11	4131-1055-P	Pull	Matte Black	4-5/16	1/2	1-1/8		3/8	96mm	8-32	B
12	4132-10VB-P	Pull	Verona Bronze	4-5/16	1/2	1-1/8		3/8	96mm	8-32	B



TEMPO

	PART NO.	TYPE	FINISH	LENGTH	WIDTH	HEIGHT	DIA.	BASE	CC	TAP	PRICE CODE
1	0800-2BPN-P	Pull	Brushed Nickel	5-5/16	1/2	1-1/4		3/8	3	8-32	B
2	0801-20VB-P	Pull	Verona Bronze	5-5/16	1/2	1-1/4		3/8	3	8-32	C
3	0802-2BPN-P	Pull	Brushed Nickel	6-1/8	1/2	1-1/4		3/8	96MM	8-32	B
4	0803-20VB-P	Pull	Verona Bronze	6-1/8	1/2	1-1/4		3/8	96MM	8-32	C
5	0804-2BPN-P	Pull	Brushed Nickel	7-3/8	1/2	1-1/4		3/8	128MM	8-32	B
6	0805-20VB-P	Pull	Verona Bronze	7-3/8	1/2	1-1/4		3/8	128MM	8-32	D
7	0806-2BPN-P	Pull	Brushed Nickel	9-15/16	1/2	1-1/4		3/8	192MM	8-32	C
8	0807-20VB-P	Pull	Verona Bronze	9-15/16	1/2	1-1/4		3/8	192MM	8-32	D
9	0808-2BPN-P	Pull	Brushed Nickel	12-7/16	1/2	1-1/4		3/8	256MM	8-32	C
10	0809-20VB-P	Pull	Verona Bronze	12-7/16	1/2	1-1/4		3/8	256MM	8-32	D
11	0810-2BPN-P	Pull	Brushed Nickel	15	1/2	1-1/4		3/8	320MM	8-32	D
12	0811-20VB-P	Pull	Verona Bronze	15	1/2	1-1/4		3/8	320MM	8-32	D



OPUS

	PART NO.	TYPE	FINISH	LENGTH	WIDTH	HEIGHT	DIA.	BASE	CC	TAP	PRICE CODE
1	7147-1015-C	Pull	Satin Nickel	5-1/16	5/8	1-7/16		9/16	96mm	M4	D
2	7148-10RT-C	Pull	Rustic Tin	5-1/16	5/8	1-7/16		9/16	96mm	M4	D
3	7149-1010-C	Pull	Rubbed Bronze	5-1/16	5/8	1-7/16		9/16	96mm	M4	D
4	7150-10VB-P	Pull	Verona Bronze	5-1/16	5/8	1-7/16		9/16	96mm	M4	E
5	7151-1015-C	Pull	Satin Nickel	6-3/8	13/16	1-1/4		11/16	128mm	M4	E
6	7152-10RT-C	Pull	Rustic Tin	6-3/8	13/16	1-1/4		11/16	128mm	M4	E
7	7153-1010-C	Pull	Rubbed Bronze	6-3/8	13/16	1-1/4		11/16	128mm	M4	E
8	7154-10VB-P	Pull	Verona Bronze	6-3/8	13/16	1-1/4		11/16	128mm	M4	E
9	7155-1015-C	Appliance Pull	Satin Nickel	19-1/8	1-1/4	2-5/16		1-1/4	416mm	10-24	E
10	7156-10RT-C	Appliance Pull	Rustic Tin	19-1/8	1-1/4	2-5/16		1-1/4	416mm	10-24	E
11	7157-1010-C	Appliance Pull	Rubbed Bronze	19-1/8	1-1/4	2-5/16		1-1/4	416mm	10-24	E
12	7158-10VB-C	Appliance Pull	Verona Bronze	19-1/8	1-1/4	2-5/16		1-1/4	416mm	10-24	E
13	7170-1015-C	Knob	Satin Nickel	1-3/8	1-3/16	7/8		1/2		M4	D
14	7171-10RT-C	Knob	Rustic Tin	1-3/8	1-3/16	7/8		1/2		M4	D
15	7172-1010-C	Knob	Rubbed Bronze	1-3/8	1-3/16	7/8		1/2		M4	D
16	7173-10VB-P	Knob	Verona Bronze	1-3/8	1-3/16	7/8		1/2		M4	D





FORTE 1

	PART NO.	TYPE	FINISH	LENGTH	WIDTH	HEIGHT	DIA.	BASE	CC	TAP	PRICE CODE
1	8260-1RGZ-P	Appliance Pull	Rust Glaze	8-15/16	1-1/8	2-1/2		1	8	10-24	E
2	8262-1VB-P	Appliance Pull	Verona Bronze	8-15/16	1-1/8	2-1/2		1	8	10-24	E
3	8263-1ORB-P	Appliance Pull	Oil Rubbed Bronze	8-15/16	1-1/8	2-1/2		1	8	10-24	E
4	8266-1RGZ-P	Appliance Pull	Rust Glaze	6-5/8	11/16	1-7/8		9/16	6	8-32	E
5	8268-1VB-P	Appliance Pull	Verona Bronze	6-5/8	11/16	1-7/8		9/16	6	8-32	E
6	8269-1ORB-P	Appliance Pull	Oil Rubbed Bronze	6-5/8	11/16	1-7/8		9/16	6	8-32	E
7	8272-1RGZ-P	Pull	Rust Glaze	4-3/8	1/2	1-1/4		3/8	4	8-32	C
8	8274-1VB-P	Pull	Verona Bronze	4-3/8	1/2	1-1/4		3/8	4	8-32	C
9	8275-1ORB-P	Pull	Oil Rubbed Bronze	4-3/8	1/2	1-1/4		3/8	4	8-32	C
10	8278-1RGZ-P	Knob	Rust Glaze			1-3/4	42mm	3/4		8-32	E
11	8280-1VB-P	Knob	Verona Bronze			1-3/4	42mm	3/4		8-32	E
12	8281-1ORB-P	Knob	Oil Rubbed Bronze			1-3/4	42mm	3/4		8-32	E
13	8284-1RGZ-P	Knob	Rust Glaze			1-5/16	31mm	11/16		8-32	C
14	8286-1VB-P	Knob	Verona Bronze			1-5/16	31mm	11/16		8-32	C
15	8287-1ORB-P	Knob	Oil Rubbed Bronze			1-5/16	31mm	11/16		8-32	C
16	8296-1RGZ-P	Appliance Pull	Rust Glaze	19	1-1/8	2-1/2		1	18	10-24	E
17	8298-1VB-P	Appliance Pull	Verona Bronze	19	1-1/8	2-1/2		1	18	10-24	E
18	8299-1ORB-P	Appliance Pull	Oil Rubbed Bronze	19	1-1/8	2-1/2		1	18	10-24	E



FORTE 2

	PART NO.	TYPE	FINISH	LENGTH	WIDTH	HEIGHT	DIA.	BASE	CC	TAP	PRICE CODE
1	8261-1BPN-P	Appliance Pull	Brushed Nickel	8-15/16	1-1/8	2-1/2		1	8	10-24	E
2	8264-1WN-P	Appliance Pull	Weathered Nickel	8-15/16	1-1/8	2-1/2		1	8	10-24	E
3	8265-1RI-P	Appliance Pull	Rustic Iron	8-15/16	1-1/8	2-1/2		1	8	10-24	E
4	8267-1BPN-P	Appliance Pull	Brushed Nickel	6-5/8	11/16	1-7/8		9/16	6	8-32	E
5	8270-1WN-P	Appliance Pull	Weathered Nickel	6-5/8	11/16	1-7/8		9/16	6	8-32	E
6	8271-1RI-P	Appliance Pull	Rustic Iron	6-5/8	11/16	1-7/8		9/16	6	8-32	E
7	8273-1BPN-P	Pull	Brushed Nickel	4-3/8	1/2	1-1/4		3/8	4	8-32	C
8	8276-1WN-P	Pull	Weathered Nickel	4-3/8	1/2	1-1/4		3/8	4	8-32	C
9	8277-1RI-P	Pull	Rustic Iron	4-3/8	1/2	1-1/4		3/8	4	8-32	C
10	8279-1BPN-P	Knob	Brushed Nickel			1-3/4	42mm	3/4		8-32	E
11	8282-1WN-P	Knob	Weathered Nickel			1-3/4	42mm	3/4		8-32	E
12	8283-1RI-P	Knob	Rustic Iron			1-3/4	42mm	3/4		8-32	E
13	8285-1BPN-P	Knob	Brushed Nickel			1-5/16	31mm	11/16		8-32	C
14	8288-1WN-P	Knob	Weathered Nickel			1-5/16	31mm	11/16		8-32	C
15	8289-1RI-P	Knob	Rustic Iron			1-5/16	31mm	11/16		8-32	C
16	8297-1BPN-P	Appliance Pull	Brushed Nickel	19	1-1/8	2-1/2		1	18	10-24	E
17	8300-1WN-P	Appliance Pull	Weathered Nickel	19	1-1/8	2-1/2		1	18	10-24	E
18	8301-1RI-P	Appliance Pull	Rustic Iron	19	1-1/8	2-1/2		1	18	10-24	E



VIBBRATO

	PART NO.	TYPE	FINISH	LENGTH	WIDTH	HEIGHT	DIA.	BASE	CC	TAP	PRICE CODE
1	5149-VB-P	Latch	Verona Bronze	2-1/16	2-1/8	1-1/8		2-1/16	7/8		E
2	7876-1VB-P	Cup Pull	Verona Bronze	4-5/8	1-3/8	1			3	8-32	D
3	7878-1VB-P	Knob	Verona Bronze	1-5/16	7/8	1-1/4		5/8		8-32	C
4	7883-1VB-P	Pull	Verona Bronze	5-11/16	5/8	1-1/4		5/8	128mm	8-32	C
5	7886-1VB-P	Cup Pull	Verona Bronze	4-1/16	1-1/4	1			64mm	8-32	C
6	7890-1VB-P	Pull	Verona Bronze	4-15/16	11/16	1-1/8		15/16	96mm	8-32	C
7	7895-1VB-P	Knob	Verona Bronze			1	1-3/16	1		8-32	C
8	7897-1VB-P	Knob	Verona Bronze	1-7/16	11/16	1		7/16		8-32	C
9	7898-1VB-P	Pull	Verona Bronze	4-5/8	7/16	13/16		1/2	3	8-32	B
10	7899-1VB-P	Knob	Verona Bronze			1-1/8	1-1/4	3/4		8-32	C
11	7900-1VB-P	Pull	Verona Bronze	4-11/16	3/8	1-3/16		3/4	3	8-32	D
12	7901-1VB-P	Pull	Verona Bronze	3-3/8	3/8	1-1/4		3/8	3	8-32	B
13	7904-1VB-P	Pull	Verona Bronze	6-7/16	5/16	1-5/8		1/2	128mm	8-32	D
14	7905-1VB-P	Pull	Verona Bronze	5-3/16	5/16	1-5/16		1/2	96mm	8-32	D
15	7906-1VB-P	Knob	Verona Bronze	1-11/16	1/2	1-3/16		1/2		8-32	B
16	8016-VB-P	Hook	Verona Bronze	4	3/8	3-1/16		1-1/16			D



ADAGIO

	PART NO.	TYPE	FINISH	LENGTH	WIDTH	HEIGHT	DIA.	BASE	CC	TAP	PRICE CODE
1	7870-2ORB-P	Bail Pull	Oil Rubbed Bronze	5-13/16	15/16	1-1/16		9/16	128mm	8-32	D
2	7871-2ORB-P	Knob	Oil Rubbed Bronze	2-7/16	7/8	1-7/16		1/2		8-32	C
3	7872-2ORB-P	Pull	Oil Rubbed Bronze	4-5/16	3/4	1-7/8		5/16	4	8-32	C
4	7873-2ORB-P	Knob	Oil Rubbed Bronze			1-7/16	1-1/2	1/2		8-32	C
5	7874-1ORB-P	Pull	Oil Rubbed Bronze	3-5/8	3/8	1-1/4		5/8	3	8-32	B
6	7875-1ORB-P	Cup Pull	Oil Rubbed Bronze	4-5/8	1-3/8	1			3	8-32	C
7	7877-1ORB-P	Knob	Oil Rubbed Bronze	1-5/16	7/8	1-1/4		5/8		8-32	B
8	7879-1ORB-P	Knob	Oil Rubbed Bronze			1	1-3/16	5/8		8-32	B
9	7880-1ORB-P	Pull	Oil Rubbed Bronze	5-1/8	7/16	7/8		1/2	3	8-32	A
10	7896-1ORB-P	Knob	Oil Rubbed Bronze			1	1-3/16	1		8-32	B
11	7907-1ORB-P	Pull	Oil Rubbed Bronze	4-5/8	1/2	1		7/8	3	8-32	B
12	7908-1ORB-P	Knob	Oil Rubbed Bronze			1-1/16	1-1/4	5/8		8-32	B
13	7909-1ORB-P	Knob	Oil Rubbed Bronze			1-1/16	1-3/16	3/4		8-32	B
14	7910-1ORB-P	Pull	Oil Rubbed Bronze	4-5/16	9/16	1-1/16		9/16	96mm	8-32	B
15	8015-ORB-P	Hook	Oil Rubbed Bronze	4	3/8	3-1/16		1-1/16			D



VALENCIA

	PART NO.	TYPE	FINISH	LENGTH	WIDTH	HEIGHT	DIA.	BASE	CC	TAP	PRICE CODE
1	7000-107-C	Pull	Polished Gold	4-15/16	13/16	1		11/16	96mm	M4	D
2	7001-1BPN-P	Pull	Brushed Nickel	4-15/16	13/16	1		11/16	96mm	M4	D
3	7002-126-C	Pull	Polished Chrome	4-15/16	13/16	1		11/16	96mm	M4	D
4	7004-1BBZ-C	Pull	Bronze	4-15/16	13/16	1		11/16	96mm	M4	D
5	7005-107-C	Knob	Polished Gold			1	1-3/8	15/16		M4	D
6	7006-1BPN-P	Knob	Brushed Nickel			1	1-3/8	15/16		M4	D
7	7007-126-C	Knob	Polished Chrome			1	1-3/8	15/16		M4	D
8	7009-1BBZ-C	Knob	Bronze			1	1-3/8	15/16		M4	D
9	7010-107-C	Knob	Polished Gold			7/8	1-3/16	13/16		M4	D
10	7011-1BPN-C	Knob	Brushed Nickel			7/8	1-3/16	13/16		M4	D
11	7012-126-C	Knob	Polished Chrome			7/8	1-3/16	13/16		M4	C
12	7014-1BBZ-C	Knob	Bronze			7/8	1-3/16	13/16		M4	D
13	7015-107-C	Pull	Polished Gold	4-7/16	1/2	1-3/16		7/16	96mm	M4	D
14	7016-1BPN-P	Pull	Brushed Nickel	4-7/16	1/2	1-3/16		7/16	96mm	M4	D
15	7017-126-C	Pull	Polished Chrome	4-7/16	1/2	1-3/16		7/16	96mm	M4	D
16	7018-155-C	Pull	Black	4-7/16	1/2	1-3/16		7/16	96mm	M4	D
17	7019-198-C	Pull	Black Nickel	4-7/16	1/2	1-3/16		7/16	96mm	M4	D
18	7020-107-C	Knob	Polished Gold	1-3/16	3/4	1-3/16	1-3/16	9/16		M4	C
19	7021-1BPN-P	Knob	Brushed Nickel	1-3/16	3/4	1-3/16	1-3/16	9/16		M4	C
20	7022-126-C	Knob	Polished Chrome	1-3/16	3/4	1-3/16	1-3/16	9/16		M4	C
21	7023-155-C	Pull	Black	1-3/16	3/4	1-3/16	1-3/16	9/16		M4	C
22	7024-198-C	Knob	Black Nickel	1-3/16	3/4	1-3/16	1-3/16	9/16		M4	C
23	8089-155-P	Knob	Black			1-1/8	1-1/4	5/8		8-32	B



EURO MODERNO

	PART NO.	TYPE	FINISH	LENGTH	WIDTH	HEIGHT	DIA.	BASE	CC	TAP	PRICE CODE
1	9710-1BPN-P	Cup Pull	Brushed Nickel	3-1/16	1-1/8	15/16			64mm	8-32	A
2	9711-1BAC-P	Cup Pull	Brushed Antique Copper	3-1/16	1-1/8	15/16			64mm	8-32	B
3	9712-1BBN-P	Cup Pull	Brushed Black Nickel	3-1/16	1-1/8	15/16			64mm	8-32	B
4	9713-1BAB-P	Cup Pull	Antique Brass	3-1/16	1-1/8	15/16			64mm	8-32	B
5	9718-1BPN-P	Pull	Brushed Nickel	5-1/4	5/8	15/16		7/8	96mm	8-32	B
6	9719-1BAC-P	Pull	Brushed Antique Copper	5-1/4	5/8	15/16		7/8	96mm	8-32	B
7	9720-1BBN-P	Pull	Brushed Black Nickel	5-1/4	5/8	15/16		7/8	96mm	8-32	B
8	9721-1BAB-P	Pull	Antique Brass	5-1/4	5/8	15/16		7/8	96mm	8-32	B
9	9722-1BAC-P	Knob	Brushed Antique Copper			1-1/8	1-3/16	5/8		8-32	A
10	9723-1BBN-P	Knob	Brushed Black Nickel			1-1/8	1-3/16	5/8		8-32	A
11	9724-1BAB-P	Knob	Antique Brass			1-1/8	1-3/16	5/8		8-32	A
12	9913-1BPN-P	Knob	Brushed Nickel			1-1/8	1-3/16	5/8		8-32	A



Uptown Appeal

UPTOWN APPEAL embodies urban chic with a strong emphasis on design aesthetics. Described as modern, minimalistic or geometric, this style is for those who want a sleek and sophisticated look for their kitchen. Simplicity is key in achieving this bold statement.

Clean lines, streamlined architecture, and a lack of ornamentation inspire Uptown Appeal

Uptown Appeal is not for the faint of heart; it's for both city dwellers and suburbanites who are looking for contemporary design touches to create a showcase kitchen.





SKYLINE

PART NO.	TYPE	FINISH	LENGTH	WIDTH	HEIGHT	DIA.	BASE	CC	TAP	PRICE CODE
1	9200-1BPN-P	Pull	Brushed Nickel	4-13/16	5/8	1-1/16		3 & 96mm	8-32	C
2	9201-1026-P	Pull	Polished Chrome	4-13/16	5/8	1-1/16		3 & 96mm	8-32	C
3	9202-1055-P	Pull	Matte Black	4-13/16	5/8	1-1/16		3 & 96mm	8-32	C
4	9203-1BPN-P	Pull	Brushed Nickel	6-11/16	5/8	1-1/16	1	160mm	8-32	D
5	9204-1026-P	Pull	Polished Chrome	6-11/16	5/8	1-1/16	1	160mm	8-32	D
6	9205-1055-P	Pull	Matte Black	6-11/16	5/8	1-1/16	1	160mm	8-32	D
7	9206-1BPN-P	Pull	Brushed Nickel	9-1/4	5/8	1-1/16	1-3/16	224mm	8-32	D
8	9207-1026-P	Pull	Polished Chrome	9-1/4	5/8	1-1/16	1-3/16	224mm	8-32	D
9	9208-1055-P	Pull	Matte Black	9-1/4	5/8	1-1/16	1-3/16	224mm	8-32	D
10	9209-1BPN-P	Knob	Brushed Nickel	1-3/8	3/4	1-1/16	3/8		8-32	B
11	9210-1026-P	Knob	Polished Chrome	1-3/8	3/4	1-1/16	3/8		8-32	B
12	9211-1055-P	Knob	Matte Black	1-3/8	3/4	1-1/16	3/8		8-32	B



METRO

	PART NO.	TYPE	FINISH	LENGTH	WIDTH	HEIGHT	DIA.	BASE	CC	TAP	PRICE CODE
1	4108-1BPN-P	Pull	Brushed Nickel	4-3/16	7/16	1-5/16		3/8	96mm	8-32	B
2	4109-1026-P	Pull	Polished Chrome	4-3/16	7/16	1-5/16		3/8	96mm	8-32	B
3	4111-1055-P	Pull	Matte Black	4-3/16	7/16	1-5/16		3/8	96mm	8-32	B
4	4113-1BPN-P	Pull	Brushed Nickel	5-7/16	7/16	1-5/16		3/8	128mm	8-32	C
5	4114-1026-P	Pull	Polished Chrome	5-7/16	7/16	1-5/16		3/8	128mm	8-32	C
6	4116-1055-P	Pull	Matte Black	5-7/16	7/16	1-5/16		3/8	128mm	8-32	C
7	4118-1BPN-P	Pull	Brushed Nickel	6-11/16	7/16	1-5/16		3/8	160mm	8-32	C
8	4119-1026-P	Pull	Polished Chrome	6-11/16	7/16	1-5/16		3/8	160mm	8-32	C
9	4121-1055-P	Pull	Matte Black	6-11/16	7/16	1-5/16		3/8	160mm	8-32	C
10	4122-1BPN-P	Knob	Brushed Nickel	1-3/16	1-3/16	1-1/4		5/16		8-32	A
11	4124-1026-P	Knob	Polished Chrome	1-3/16	1-3/16	1-1/4		5/16		8-32	A
12	4126-1055-P	Knob	Matte Black	1-3/16	1-3/16	1-1/4		5/16		8-32	A



BRAVO

	PART NO.	TYPE	FINISH	LENGTH	WIDTH	HEIGHT	DIA.	BASE	CC	TAP	PRICE CODE
1	1051-4ALU-B	Pull	Aluminum	96-7/16	3/4	1-3/4		11/16			E
2	1052-4BPN-P	Pull	Brushed Nickel	1-3/4	3/4	1-3/4		11/16	32mm		B
3	1053-4026-P	Pull	Polished Chrome	1-3/4	3/4	1-3/4		11/16	32mm		B
4	1055-40VB-P	Pull	Verona Bronze	1-3/4	3/4	1-3/4		11/16	32mm		B
5	1056-4055-P	Pull	Satin Black	1-3/4	3/4	1-3/4		11/16	32mm		B
6	1057-4BPN-P	Pull	Brushed Nickel	3	3/4	1-3/4		11/16	57mm		C
7	1058-4026-P	Pull	Polished Chrome	3	3/4	1-3/4		11/16	57mm		C
8	1059-40VB-P	Pull	Verona Bronze	3	3/4	1-3/4		11/16	57mm		C
9	1060-4055-P	Pull	Satin Black	3	3/4	1-3/4		11/16	57mm		C
10	1061-4BPN-P	Pull	Brushed Nickel	6	3/4	1-3/4		11/16	112mm		D
11	1062-4026-P	Pull	Polished Chrome	6	3/4	1-3/4		11/16	112mm		D
12	1063-40VB-P	Pull	Verona Bronze	6	3/4	1-3/4		11/16	112mm		D
13	1064-4055-P	Pull	Satin Black	6	3/4	1-3/4		11/16	112mm		D
14	1065-4BPN-P	Pull	Brushed Nickel	9-1/16	3/4	1-3/4		11/16	169mm		D
15	1066-4026-P	Pull	Polished Chrome	9-1/16	3/4	1-3/4		11/16	169mm		D
16	1067-40VB-P	Pull	Verona Bronze	9-1/16	3/4	1-3/4		11/16	169mm		D
17	1068-4055-P	Pull	Satin Black	9-1/16	3/4	1-3/4		11/16	169mm		D




ALTO

PART NO.	TYPE	FINISH	LENGTH	WIDTH	HEIGHT	DIA.	BASE	CC	TAP	PRICE CODE
1	Knob	Brushed Nickel			1-3/8	1-3/4	1-1/16		8-32	D
2	Knob	Verona Bronze			1-3/8	1-3/4	1-1/16		8-32	D
3	Knob	Matte Black			1-3/8	1-3/4	1-1/16		8-32	D
4	Knob	Polished Chrome			1-3/8	1-3/4	1-1/16		8-32	D
5	Pull	Matte Black	6-3/8	3/8	1-3/16		3/8	128mm	8-32	B
6	Pull	Polished Chrome	6-3/8	3/8	1-3/16		3/8	128mm	8-32	B
7	Pull	Verona Bronze	13-1/4	3/8	1-1/4		3/8	288mm	8-32	D
8	Pull	Verona Bronze	6-3/8	3/8	1-3/16		3/8	128mm	8-32	C
9	Pull	Brushed Nickel	4-1/2	3/8	1-1/8		3/8	96mm	8-32	A
10	Pull	Brushed Nickel	6-3/8	3/8	1-3/16		3/8	128mm	8-32	B
11	Pull	Brushed Nickel	13-1/4	3/8	1-1/4		3/8	288mm	8-32	D
12	Pull	Verona Bronze	4-1/2	3/8	1-1/8		3/8	96mm	8-32	A
13	Pull	Polished Chrome	4-1/2	3/8	1-1/8		3/8	96mm	8-32	A
14	Pull	Matte Black	4-1/2	3/8	1-1/8		3/8	96mm	8-32	A



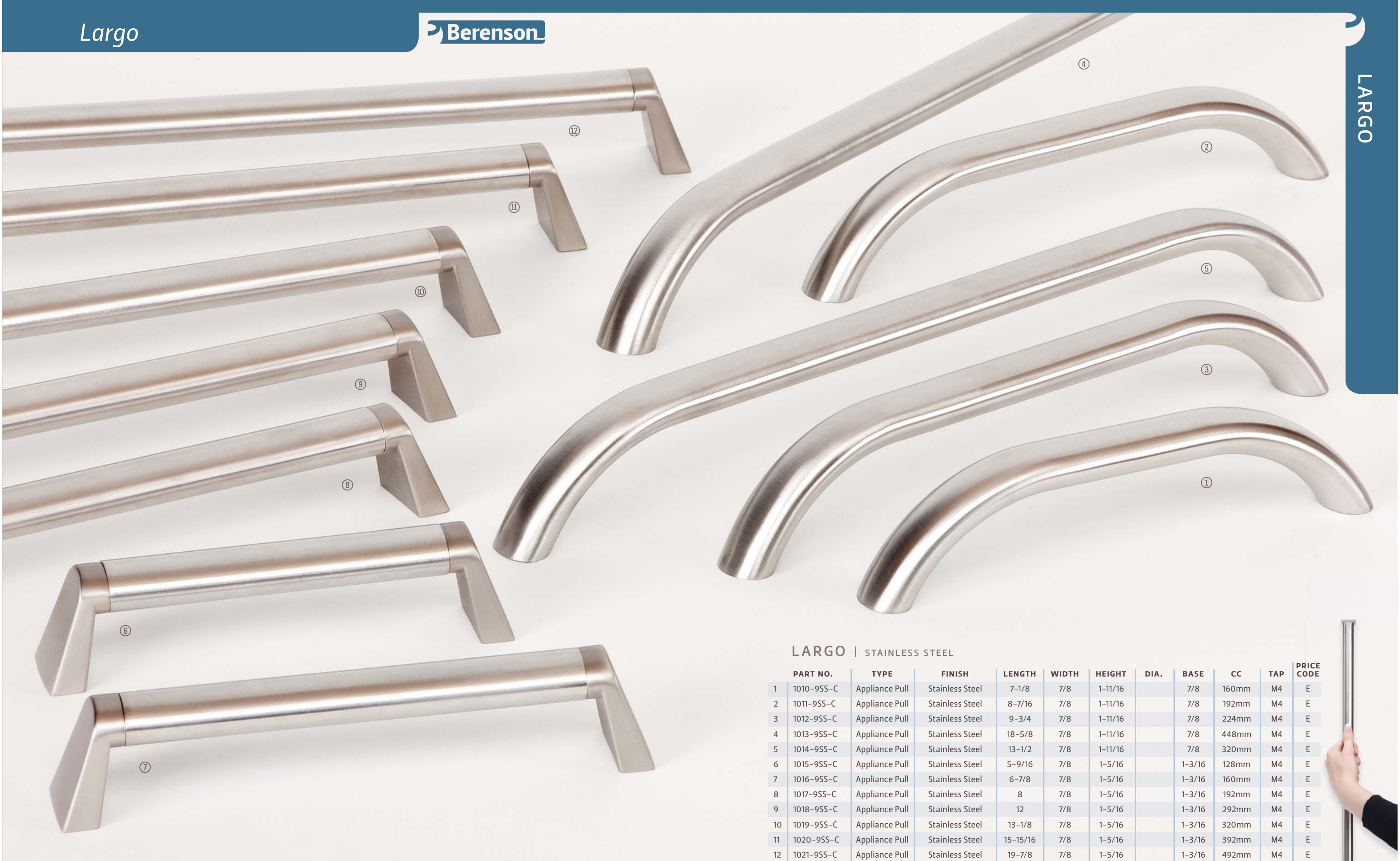
VIRTUOSO

	PART NO.	TYPE	FINISH	LENGTH	WIDTH	HEIGHT	DIA.	BASE	CC	TAP	PRICE CODE
1	7131-1015-C	Pull	Satin Nickel	5	5/8	15/16		3/8	96mm	M4	D
2	7132-10RT-C	Pull	Rustic Tin	5	5/8	15/16		3/8	96mm	M4	D
3	7133-1010-C	Pull	Rubbed Bronze	5	5/8	15/16		3/8	96mm	M4	D
4	7134-10VB-P	Pull	Verona Bronze	5	5/8	15/16		3/8	96mm	M4	E
5	7135-1015-C	Pull	Satin Nickel	6-3/8	13/16	15/16		3/8	128mm	M4	E
6	7136-10RT-C	Pull	Rustic Tin	6-3/8	13/16	15/16		3/8	128mm	M4	E
7	7137-1010-C	Pull	Rubbed Bronze	6-3/8	13/16	15/16		3/8	128mm	M4	E
8	7138-10VB-P	Pull	Verona Bronze	6-3/8	13/16	15/16		3/8	128mm	M4	E
9	7139-1015-C	Knob	Satin Nickel	1-13/16	1-13/16	7/8		3/8		M4	D
10	7140-10RT-C	Knob	Rustic Tin	1-13/16	1-13/16	7/8		3/8		M4	D
11	7141-1010-C	Knob	Rubbed Bronze	1-13/16	1-13/16	7/8		3/8		M4	C
12	7142-10VB-P	Knob	Verona Bronze	1-13/16	1-13/16	7/8		3/8		M4	D
13	7143-1015-C	Knob	Satin Nickel	1-3/8	1-3/8	1		3/8		M4	D
14	7144-10RT-C	Knob	Rustic Tin	1-3/8	1-3/8	1		3/8		M4	D
15	7145-1010-C	Knob	Rubbed Bronze	1-3/8	1-3/8	1		3/8		M4	D
16	7146-10VB-P	Knob	Verona Bronze	1-3/8	1-3/8	1		3/8		M4	D




EUROLINE

	PART NO.	TYPE	FINISH	LENGTH	WIDTH	HEIGHT	DIA.	BASE	CC	TAP	PRICE CODE
1	2959-1ALU-C	Pull	Aluminum	7	1/2	1-3/8		5/16	128mm	M4	D
2	2960-1BPN-C	Pull	Brushed Nickel	7	1/2	1-3/8		5/16	128mm	M4	E
3	2961-126-C	Pull	Polished Chrome	9-1/2	1/2	1-3/8		5/16	192mm	M4	E
4	2962-1BPN-C	Pull	Brushed Nickel	9-1/2	1/2	1-3/8		5/16	192mm	M4	E
5	2963-1ALU-C	Pull	Aluminum	6-11/16	13/16	1		13/16	160mm	M4	D
6	2964-1BPN-C	Pull	Brushed Nickel	6-11/16	13/16	1		13/16	160mm	M4	D
7	2965-126-C	Pull	Polished Chrome	6-11/16	13/16	1		13/16	160mm	M4	D
8	2966-1ALU-C	Pull	Aluminum	7-15/16	13/16	1		13/16	192mm	M4	D
9	2967-1BPN-C	Pull	Brushed Nickel	7-15/16	13/16	1		13/16	192mm	M4	D
10	2970-126-C	Pull	Polished Chrome	7	1/2	1-3/8		5/16	128mm	M4	E
11	2971-1ALU-C	Pull	Aluminum	9-1/2	1/2	1-3/8		5/16	192mm	M4	E
12	2972-126-C	Pull	Polished Chrome	7-15/16	13/16	1		13/16	192mm	M4	E




LARGO | STAINLESS STEEL

	PART NO.	TYPE	FINISH	LENGTH	WIDTH	HEIGHT	DIA.	BASE	CC	TAP	PRICE CODE
1	1010-9SS-C	Appliance Pull	Stainless Steel	7-1/8	7/8	1-11/16		7/8	160mm	M4	E
2	1011-9SS-C	Appliance Pull	Stainless Steel	8-7/16	7/8	1-11/16		7/8	192mm	M4	E
3	1012-9SS-C	Appliance Pull	Stainless Steel	9-3/4	7/8	1-11/16		7/8	224mm	M4	E
4	1013-9SS-C	Appliance Pull	Stainless Steel	18-5/8	7/8	1-11/16		7/8	448mm	M4	E
5	1014-9SS-C	Appliance Pull	Stainless Steel	13-1/2	7/8	1-11/16		7/8	320mm	M4	E
6	1015-9SS-C	Appliance Pull	Stainless Steel	5-9/16	7/8	1-5/16		1-3/16	128mm	M4	E
7	1016-9SS-C	Appliance Pull	Stainless Steel	6-7/8	7/8	1-5/16		1-3/16	160mm	M4	E
8	1017-9SS-C	Appliance Pull	Stainless Steel	8	7/8	1-5/16		1-3/16	192mm	M4	E
9	1018-9SS-C	Appliance Pull	Stainless Steel	12	7/8	1-5/16		1-3/16	292mm	M4	E
10	1019-9SS-C	Appliance Pull	Stainless Steel	13-1/8	7/8	1-5/16		1-3/16	320mm	M4	E
11	1020-9SS-C	Appliance Pull	Stainless Steel	15-15/16	7/8	1-5/16		1-3/16	392mm	M4	E
12	1021-9SS-C	Appliance Pull	Stainless Steel	19-7/8	7/8	1-5/16		1-3/16	492mm	M4	E



STAINLESS STEEL | GRADE 304

PART NO.	TYPE	FINISH	LENGTH	WIDTH	HEIGHT	DIA.	BASE	CC	TAP	PRICE CODE
1	Pull	Stainless Steel	28-3/8	1/2	1-1/4		1/2	672mm	M4	E
2	Pull	Stainless Steel	7	1/2	1-1/4		1/2	128mm	M4	E
3	Pull	Stainless Steel	8-1/4	1/2	1-1/4		1/2	160mm	M4	E
4	Pull	Stainless Steel	10-13/16	1/2	1-1/4		1/2	224mm	M4	E
5	Pull	Stainless Steel	13-5/16	1/2	1-1/4		1/2	288mm	M4	E
6	Pull	Stainless Steel	17-1/16	1/2	1-1/4		1/2	384mm	M4	E
7	Pull	Stainless Steel	19-9/16	1/2	1-1/4		1/2	448mm	M4	E
8	Pull	Stainless Steel	4-1/8	5/16	1-1/8	8mm	5/16	96mm	M4	D
9	Pull	Stainless Steel	4-3/16	3/8	1-3/8	10mm	3/8	96mm	M4	D
10	Pull	Stainless Steel	5-7/16	3/8	1-3/8	10mm	3/8	128mm	M4	E
11	Pull	Stainless Steel	11-3/4	3/8	1-3/8	10mm	3/8	288mm	M4	E
12	Knob	Stainless Steel			1-1/4	30mm	9/16		M4	E
13	Knob	Stainless Steel			1-1/16	25mm	7/16		M4	E



Timeless Charm

TIMELESS CHARM is about tradition, both in terms of design style and family values. This look is ideal for those who see their kitchen as the heart of the household – a central space for family to gather, eat dinner together, and make memories. A Timeless Charm kitchen is cheerful and welcoming, offering a sense of safety and security.

Classic elegance with the best of family traditions, Timeless Charm will never go out of style

The design style is inspired by construction elements such as crown molding and raised panel doors while catching fine decorative accents.






Simple, Stylish
+
Convertible

CONVERTING IS AS EASY AS 1-2-3

1 FLIP LATCH OVER



2 PUSH & HOLD CATCH
IN OPEN POSITION



3 INSERT SCREW TO
LOCK CATCH IN PLACE



Designed to be either
fully functional or
exclusively decorative

FUNCTIONAL

The 'click' reminds us of the time we spent in the kitchens of our parents and grandparents years ago and sparks memories of simpler times gone by.

STRICTLY DECORATIVE

The aesthetics of a retro look and feel, perfect for soft close doors, ideal for those who may have difficulty grasping and turning a latch.



BOTH FLAT HEAD AND PHILIPS SCREWS INCLUDED WITH EACH LATCH

CONVERTIBLE LATCHES

	PART NO.	TYPE	FINISH	LENGTH	WIDTH	HEIGHT	DIA.	BASE	CC	TAP	PRICE CODE
1	5148-14-P	Latch	Polished Nickel	2-1/16	2-1/8	1-1/8		2-1/16	7/8		E
2	5149-VB-P	Latch	Verona Bronze	2-1/16	2-1/8	1-1/8		2-1/16	7/8		E
3	5150-BPN-P	Latch	Brushed Nickel	2-1/16	2-1/8	1-1/8		2-1/16	7/8		E
4	5151-VTN-P	Latch	Vintage Nickel	2-1/16	2-1/8	1-1/8		2-1/16	7/8		E

PATENT PENDING

berenson.com



ECHO

PART NO.	TYPE	FINISH	LENGTH	WIDTH	HEIGHT	DIA.	BASE	CC	TAP	PRICE CODE	
1	9221-10RB-P	Pull	Oil Rubbed Bronze	4-3/4	3/4	1-1/8		1	3	8-32	B
2	9222-1BPN-P	Pull	Brushed Nickel	4-3/4	3/4	1-1/8		1	3	8-32	B
3	9223-10VB-P	Pull	Verona Bronze	4-3/4	3/4	1-1/8		1	3	8-32	B
4	9224-10RB-P	Pull	Oil Rubbed Bronze	5-9/16	3/4	1-1/4		1-1/16	96mm	8-32	C
5	9225-1BPN-P	Pull	Brushed Nickel	5-9/16	3/4	1-1/4		1-1/16	96mm	8-32	C
6	9226-10VB-P	Pull	Verona Bronze	5-9/16	3/4	1-1/4		1-1/16	96mm	8-32	C
7	9227-10RB-P	Knob	Oil Rubbed Bronze			1-3/16	1-3/16	5/8		8-32	B
8	9228-1BPN-P	Knob	Brushed Nickel			1-3/16	1-3/16	5/8		8-32	B
9	9229-10VB-P	Knob	Verona Bronze			1-3/16	1-3/16	5/8		8-32	B
10	9257-1014-P	Pull	Polished Nickel	4-3/4	3/4	1-1/8		1	3	8-32	B
11	9258-1014-P	Pull	Polished Nickel	5-9/16	3/4	1-1/4		1-1/16	96mm	8-32	C
12	9259-1014-P	Knob	Polished Nickel			1-3/16	1-3/16	5/8		8-32	B
13	9260-1055-P	Pull	Matte Black	4-3/4	3/4	1-1/8		1	3	8-32	B
14	9261-1055-P	Pull	Matte Black	5-9/16	3/4	1-1/4		1-1/16	96mm	8-32	C
15	9262-1055-P	Knob	Matte Black			1-3/16	1-3/16	5/8		8-32	B



HEARTHSTONE

	PART NO.	TYPE	FINISH	LENGTH	WIDTH	HEIGHT	DIA.	BASE	CC	TAP	PRICE CODE
1	4063-10VB-P	Pull	Verona Bronze	3-15/16	3/8	1-3/8		13/16	3	8-32	B
2	4064-1BPN-P	Pull	Brushed Nickel	3-15/16	3/8	1-3/8		13/16	3	8-32	B
3	4067-1WVB-P	Pull	Weathered Verona Bronze	3-15/16	3/8	1-3/8		13/16	3	8-32	B
4	4068-1055-P	Pull	Matte Black	3-15/16	3/8	1-3/8		13/16	3	8-32	B
5	4069-10VB-P	Pull	Verona Bronze	4-13/16	3/8	1-3/8		7/8	96mm	8-32	B
6	4070-1BPN-P	Pull	Brushed Nickel	4-13/16	3/8	1-3/8		7/8	96mm	8-32	B
7	4073-1WVB-P	Pull	Weathered Verona Bronze	4-13/16	3/8	1-3/8		7/8	96mm	8-32	B
8	4074-1055-P	Pull	Matte Black	4-13/16	3/8	1-3/8		7/8	96mm	8-32	B
9	4075-10VB-P	Pull	Verona Bronze	7-3/8	11/16	1-11/16		1-1/8	6	8-32	D
10	4076-1BPN-P	Pull	Brushed Nickel	7-3/8	11/16	1-11/16		1-1/8	6	8-32	D
11	4079-1WVB-P	Pull	Weathered Verona Bronze	7-3/8	11/16	1-11/16		1-1/8	6	8-32	D
12	4080-1055-P	Pull	Matte Black	7-3/8	11/16	1-11/16		1-1/8	6	8-32	D
13	4081-10VB-P	Knob	Verona Bronze	1-9/16	1-1/8	1-1/8		13/16		8-32	B
14	4083-1BPN-P	Knob	Brushed Nickel	1-9/16	1-1/8	1-1/8		13/16		8-32	B
15	4085-1WVB-P	Knob	Weathered Verona Bronze	1-9/16	1-1/8	1-1/8		13/16		8-32	B
16	4086-1055-P	Knob	Matte Black	1-9/16	1-1/8	1-1/8		13/16		8-32	B



MAESTRO

	PART NO.	TYPE	FINISH	LENGTH	WIDTH	HEIGHT	DIA.	BASE	CC	TAP	PRICE CODE
1	7174-1015-C	Pull	Satin Nickel	4-1/2	7/16	1-1/16		1/2	96mm	M4	D
2	7175-10RT-C	Pull	Rustic Tin	4-1/2	7/16	1-1/16		1/2	96mm	M4	D
3	7176-1010-C	Pull	Rubbed Bronze	4-1/2	7/16	1-1/16		1/2	96mm	M4	D
4	7177-10VB-P	Pull	Verona Bronze	4-1/2	7/16	1-1/16		1/2	96mm	M4	D
5	7178-1015-C	Pull	Satin Nickel	5-15/16	1/2	1-3/16		9/16	128mm	M4	E
6	7179-10RT-C	Pull	Rustic Tin	5-15/16	1/2	1-3/16		9/16	128mm	M4	E
7	7180-1010-C	Pull	Rubbed Bronze	5-15/16	1/2	1-3/16		9/16	128mm	M4	E
8	7181-10VB-P	Pull	Verona Bronze	5-15/16	1/2	1-3/16		9/16	128mm	M4	E
9	7182-1015-C	Knob	Satin Nickel			15/16	1-3/8	9/16		M4	D
10	7183-10RT-C	Knob	Rustic Tin			15/16	1-3/8	9/16		M4	D
11	7184-1010-C	Knob	Rubbed Bronze			15/16	1-3/8	9/16		M4	D
12	7185-10VB-P	Knob	Verona Bronze			15/16	1-3/8	9/16		M4	D



AMERICAN CLASSICS

	PART NO.	TYPE	FINISH	LENGTH	WIDTH	HEIGHT	DIA.	BASE	CC	TAP	PRICE CODE
1	2055-1FE-P	Knob	Dull Rust			1-1/8	1-1/4	9/16		8-32	D
2	9079-1BPN-P	Knob	Brushed Nickel			1-1/16	1-1/4	5/8		8-32	B
3	9885-110-P	Pull	Rubbed Bronze	3-11/16	3/8	1-1/4		5/8	3	8-32	B
4	9886-1BPN-P	Pull	Brushed Nickel	3-11/16	3/8	1-1/4		5/8	3	8-32	C
5	9887-1FE-P	Pull	Dull Rust	3-11/16	3/8	1-1/4		5/8	3	8-32	D
6	9888-1WN-P	Pull	Weathered Nickel	3-11/16	3/8	1-1/4		5/8	3	8-32	B
7	9889-1WC-P	Pull	Weathered Copper	3-11/16	3/8	1-1/4		5/8	3	8-32	B
8	9890-110-P	Cup Pull	Rubbed Bronze	4-11/16	1-7/16	15/16			3	8-32	D
9	9892-1FE-P	Cup Pull	Dull Rust	4-11/16	1-7/16	15/16			3	8-32	D
10	9893-1WC-P	Cup Pull	Weathered Copper	4-11/16	1-7/16	15/16			3	8-32	D
11	9895-1WN-P	Cup Pull	Weathered Nickel	4-11/16	1-7/16	15/16			3	8-32	D
12	9896-1BPN-P	Cup Pull	Brushed Nickel	4-11/16	1-7/16	15/16			3	8-32	D
13	9923-110-P	Knob	Rubbed Bronze			1	1-1/8	5/8		8-32	B
14	9924-1BPN-P	Knob	Brushed Nickel			1	1-1/8	5/8		8-32	B
15	9925-1WC-P	Knob	Weathered Copper			1	1-1/8	5/8		8-32	B
16	9927-1WN-P	Knob	Weathered Nickel			1	1-1/8	5/8		8-32	B
17	9933-110-P	Knob	Rubbed Bronze	1-5/16	7/8	1-1/4		5/8		8-32	C
18	9934-1FE-P	Knob	Dull Rust	1-5/16	7/8	1-1/4		5/8		8-32	D
19	9935-1WC-P	Knob	Weathered Copper	1-5/16	7/8	1-1/4		5/8		8-32	C
20	9936-1WN-P	Knob	Weathered Nickel	1-5/16	7/8	1-1/4		5/8		8-32	C
21	9937-1BPN-P	Knob	Brushed Nickel	1-5/16	7/8	1-1/4		5/8		8-32	C
22	9938-110-P	Knob	Rubbed Bronze			1-1/16	1-3/16	5/8		8-32	C
23	9941-1WC-P	Knob	Weathered Copper			1-1/16	1-3/16	5/8		8-32	C
24	9942-1WN-P	Knob	Weathered Nickel			1-1/16	1-3/16	5/8		8-32	C



PROVENCE

	PART NO.	TYPE	FINISH	LENGTH	WIDTH	HEIGHT	DIA.	BASE	CC	TAP	PRICE CODE
1	9960-2AP-P	Pull	Pewter French Iron	4-5/16	3/4	1-9/16		5/16	4	8-32	D
2	9961-2AP-P	Bail Pull	Pewter French Iron	5-7/8	1-7/8	1		9/16	128mm	8-32	D
3	9962-2AP-P	Bail Pull	Pewter French Iron	8-1/2	2-1/8	1-1/4		9/16	192mm	8-32	D
4	9964-2AP-P	Knob	Pewter French Iron			2-1/8	1-3/8	9/16		8-32	C
5	9966-2AP-P	Knob	Pewter French Iron	2-7/16	7/8	1-3/8		15/32		8-32	C
6	9967-2AP-P	Knob	Pewter French Iron	2-15/16	1-1/16	2-9/16		15/32		8-32	D
7	9980-255-P	Pull	Black	4-5/16	3/4	1-9/16		5/16	4	8-32	D
8	9981-2RU-P	Pull	Rust	4-5/16	3/4	1-9/16		5/16	4	8-32	D
9	9982-255-P	Bail Pull	Black	5-7/8	1-7/8	1		9/16	128mm	8-32	D
10	9983-2RU-P	Bail Pull	Rust	5-7/8	1-7/8	1		9/16	128mm	8-32	D
11	9984-255-P	Knob	Black			2-1/8	1-3/8	9/16		8-32	C
12	9985-2RU-P	Knob	Rust			2-1/8	1-3/8	9/16		8-32	C
13	9986-255-P	Knob	Black	2-7/16	7/8	1-3/8		15/32		8-32	C
14	9987-2RU-P	Knob	Rust	2-7/16	7/8	1-3/8		15/32		8-32	C
15	9988-2AP-P	Bail Pull	Pewter French Iron	4-5/8	1-3/4	1-1/4		9/16	96mm	8-32	D
16	9989-255-P	Bail Pull	Black	4-5/8	1-3/4	1-1/4		9/16	96mm	8-32	D
17	9990-2RU-P	Bail Pull	Rust	4-5/8	1-3/4	1-1/4		9/16	96mm	8-32	D
18	9991-255-P	Bail Pull	Black	8-1/2	2-1/8	1-1/4		9/16	192mm	8-32	D
19	9992-2RU-P	Bail Pull	Rust	8-1/2	2-1/8	1-1/4		9/16	192mm	8-32	D



EURO TRADITIONS

	PART NO.	TYPE	FINISH	LENGTH	WIDTH	HEIGHT	DIA.	BASE	CC	TAP	PRICE CODE
1	2920-1BPN-P	Knob	Brushed Nickel			1-1/16	1-3/16	3/4		8-32	A
2	2921-1BBN-P	Knob	Brushed Black Nickel			1-1/16	1-3/16	3/4		8-32	A
3	2923-1BAC-P	Knob	Brushed Antique Copper			1-1/16	1-3/16	3/4		8-32	A
4	2924-1BAP-P	Knob	Brushed Antique Pewter			1-1/16	1-3/16	3/4		8-32	A
5	2927-155-P	Knob	Matte Black			1-1/16	1-3/16	3/4		8-32	A
6	2928-1FE-P	Knob	Dull Rust			1-1/16	1-3/16	3/4		8-32	D
7	2930-1BPN-P	Pull	Brushed Nickel	4-5/16	9/16	1-1/16		9/16	96mm	8-32	B
8	2931-1BBN-P	Pull	Brushed Black Nickel	4-5/16	9/16	1-1/16		9/16	96mm	8-32	B
9	2933-1BAC-P	Pull	Brushed Antique Copper	4-5/16	9/16	1-1/16		9/16	96mm	8-32	B
10	2934-1BAP-P	Pull	Brushed Antique Pewter	4-5/16	9/16	1-1/16		9/16	96mm	8-32	B
11	2937-155-P	Pull	Matte Black	4-5/16	9/16	1-1/16		9/16	96mm	8-32	B
12	2938-1FE-P	Pull	Dull Rust	4-5/16	9/16	1-1/16		9/16	96mm	8-32	D



EURO CLASSICA

	PART NO.	TYPE	FINISH	LENGTH	WIDTH	HEIGHT	DIA.	BASE	CC	TAP	PRICE CODE
1	7081-1BPN-P	Pull	Brushed Nickel	4-3/8	1/2	1-3/16		9/16	96mm	M4	D
2	7082-1BT-P	Pull	Brushed Tin	4-3/8	1/2	1-3/16		9/16	96mm	M4	D
3	7083-1DAB-P	Pull	Dull Antique Brass	4-3/8	1/2	1-3/16		9/16	96mm	M4	D
4	7084-1BPN-C	Pull	Brushed Nickel	6-3/8	9/16	1-1/8		3/4	128mm	M4	D
5	7085-1BT-P	Pull	Brushed Tin	6-3/8	9/16	1-1/8		3/4	128mm	M4	D
6	7086-1DAB-C	Pull	Dull Antique Brass	6-3/8	9/16	1-1/8		3/4	128mm	M4	D
7	7087-1BPN-P	Knob	Brushed Nickel			1-1/8	1-3/8	15/16		M4	D
8	7088-1BT-P	Knob	Brushed Tin			1-1/8	1-3/8	15/16		M4	D
9	7089-1DAB-P	Knob	Dull Antique Brass			1-1/8	1-3/8	15/16		M4	D
10	7090-1BPN-C	Knob	Brushed Nickel	1-3/8	7/8	1-3/8		5/8		M4	D
11	7091-1BT-P	Knob	Brushed Tin	1-3/8	7/8	1-3/8		5/8		M4	D
12	7092-1DAB-P	Knob	Dull Antique Brass	1-3/8	7/8	1-3/8		5/8		M4	D
13	7093-1BPN-P	Knob	Brushed Nickel			1-1/8	1-3/8	1-1/16		M4	D
14	7094-1BT-P	Knob	Brushed Tin			1-1/8	1-3/8	1-1/16		M4	D
15	7095-1DAB-C	Knob	Dull Antique Brass			1-1/8	1-3/8	1-1/16		M4	D
16	7096-1BPN-P	Knob	Brushed Nickel			1-1/4	1-3/8	1-1/16		M4	D
17	7097-1BT-P	Knob	Brushed Tin			1-1/4	1-3/8	1-1/16		M4	D
18	7099-1DAB-P	Knob	Dull Antique Brass			1-1/4	1-3/8	1-1/16		M4	D



PLYMOUTH

	PART NO.	TYPE	FINISH	LENGTH	WIDTH	HEIGHT	DIA.	BASE	CC	TAP	PRICE CODE
1	2301-303-B	B/P	Polished Brass			1/32	1-1/4	1-1/4			A
2	2790-303-B	B/P	Polished Brass			3/32	5/8	5/8			A
3	2791-326-B	B/P	Polished Chrome			3/32	5/8	5/8			A
4	2792-398-B	B/P	Black Nickel			3/32	5/8	5/8			A
5	2794-226-P	Pull	Polished Chrome	4-1/8	3/8	1-3/16		3/8	96mm	8-32	A
6	2795-2BPN-P	Pull	Brushed Nickel	4-1/8	3/8	1-3/16		3/8	96mm	8-32	B
7	2796-298-P	Pull	Black Nickel	4-1/8	3/8	1-3/16		3/8	96mm	8-32	B
8	2797-226-P	Pull	Polished Chrome	3-3/8	3/8	1-3/16		3/8	3	8-32	A
9	2797-298-P	Pull	Black Nickel	3-3/8	3/8	1-3/16		3/8	3	8-32	A
10	2797-2BPN-P	Pull	Brushed Nickel	3-3/8	3/8	1-3/16		3/8	3	8-32	B
11	5284-303-P	Knob	Polished Brass			1-5/16	1-1/4	1		8-32	D
12	7300-303-P	Knob	Polished Brass	1-3/16	13/16	1-1/4	1-3/16	9/16		8-32	C
13	7315-303-P	Knob	Polished Brass			1-3/32	1-1/4	3/4		8-32	B
14	7316-303-P	Knob	Polished Brass			7/8	1	9/16		8-32	B
15	7317-303-B	Knob	Polished Brass			3/4	3/4	1/2		8-32	A
16	9528-399-P	Knob	Antique Silver			1-3/32	1-1/4	11/16		8-32	C
17	9530-398-P	Knob	Black Nickel			1-3/32	1-1/4	11/16		8-32	D
18	9532-398-P	Knob	Black Nickel			1	1-1/4	11/16		8-32	D
19	9542-326-P	Knob	Polished Chrome			1-3/32	1-1/4	11/16		8-32	D
20	9950-103-P	Knob	Polished Brass			1-1/8	1-1/4	3/4		8-32	A
21	9951-126-P	Knob	Polished Chrome			1-1/8	1-1/4	3/4		8-32	A
22	9952-198-P	Knob	Black Nickel			1-1/8	1-1/4	3/4		8-32	A
23	9955-15B-P	Knob	Satin Brass			1-1/8	1-1/4	3/4		8-32	A
24	9956-1BPN-P	Knob	Brushed Nickel			1-1/8	1-1/4	3/4		8-32	A
25	9956-102-P	Knob	Antique English			1-1/8	1-1/4	3/4		8-32	A
26	9958-15C-P	Knob	Satin Chrome			1-1/8	1-1/4	3/4		8-32	A
27	9994-303-P	Pull	Polished Brass	4-3/8	3/8	1-3/16		3/8	4	8-32	B
28	9996-303-P	Pull	Polished Brass	4-1/8	3/8	1-3/16		3/8	96mm	8-32	B
29	9997-303-P	Pull	Polished Brass	3-3/8	3/8	1-3/16		3/8	3	8-32	B
30	9998-303-P	Pull	Polished Brass	3-7/8	3/8	1-3/16		3/8	3-1/2	8-32	B



NEWPORT

	PART NO.	TYPE	FINISH	LENGTH	WIDTH	HEIGHT	DIA.	BASE	CC	TAP	PRICE CODE
1	4980-303-P	Pull	Polished Brass	4-1/2	7/16	1-3/8		7/16	4	8-32	C
2	4981-302-P	Pull	Antique English	3-3/4	9/16	1-3/16		5/16	3	8-32	D
3	4982-302-P	Knob	Antique English			1-1/8	1-1/4	9/16		8-32	D
4	4990-303-P	Pull	Polished Brass	3-3/4	9/16	1-3/16		3/8	3	8-32	D
5	4991-3BPN-P	Pull	Brushed Nickel	3-3/4	9/16	1-3/16		3/8	3	8-32	D
6	4992-3BAC-P	Pull	Brushed Antique Copper	3-3/4	9/16	1-3/16		3/8	3	8-32	D
7	4993-3BBN-P	Pull	Brushed Black Nickel	3-3/4	9/16	1-3/16		3/8	3	8-32	D
8	4994-303-P	Knob	Polished Brass			1-1/8	1-1/4	9/16		8-32	D
9	4995-3BPN-P	Knob	Brushed Nickel			1-1/8	1-1/4	9/16		8-32	D
10	4996-3BAC-P	Knob	Brushed Antique Copper			1-1/8	1-1/4	9/16		8-32	D
11	4997-3BBN-P	Knob	Brushed Black Nickel			1-1/8	1-1/4	9/16		8-32	D
12	4998-302-P	Pull	Antique English	4-1/2	7/16	1-3/8		7/16	4	8-32	D
13	4999-3BPN-P	Pull	Brushed Nickel	4-1/2	7/16	1-3/8		7/16	4	8-32	D
14	5000-3BAC-P	Pull	Brushed Antique Copper	4-1/2	7/16	1-3/8		7/16	4	8-32	D
15	5001-3BBN-P	Pull	Brushed Black Nickel	4-1/2	7/16	1-3/8		7/16	4	8-32	D
16	5002-302-P	Knob	Antique English			1-1/16	1-3/8	11/16		8-32	D
17	5003-303-P	Knob	Polished Brass			1-1/16	1-3/8	11/16		8-32	D
18	5004-3BPN-P	Knob	Brushed Nickel			1-1/16	1-3/8	11/16		8-32	D
19	5005-3BAC-P	Knob	Brushed Antique Copper			1-1/16	1-3/8	11/16		8-32	D
20	5006-3BBN-P	Knob	Brushed Black Nickel			1-1/16	1-3/8	11/16		8-32	D



ATLANTIS

PART NO.	TYPE	FINISH	LENGTH	WIDTH	HEIGHT	DIA.	BASE	CC	TAP	PRICE CODE
1	Pull	Satin Brass	5	3/8	1		7/8	3	8-32	C
2	Knob	Satin Brass	1-5/8	1	1-1/16		7/16		8-32	C
3	Knob	Brushed Nickel	1-5/8	1	1-1/16		7/16		8-32	C
4	Knob	Brushed Black Nickel	1-5/8	1	1-1/16		7/16		8-32	C
5	Knob	Brushed Antique Copper	1-5/8	1	1-1/16		7/16		8-32	C
6	Knob	Antique English	1-5/8	1	1-1/16		7/16		8-32	C
7	Knob	Dull Rust	1-5/8	1	1-1/16		7/16		8-32	D
8	Knob	Brushed Antique Pewter	1-5/8	1	1-1/16		7/16		8-32	C
9	Pull	Brushed Nickel	5	3/8	1		7/8	3	8-32	C
10	Pull	Brushed Black Nickel	5	3/8	1		7/8	3	8-32	C
11	Pull	Brushed Antique Copper	5	3/8	1		7/8	3	8-32	C
12	Pull	Antique English	5	3/8	1		7/8	3	8-32	C
13	Pull	Dull Rust	5	3/8	1		7/8	3	8-32	D
14	Pull	Brushed Antique Pewter	5	3/8	1		7/8	3	8-32	C



AMERICAN MISSION

PART NO.	TYPE	FINISH	LENGTH	WIDTH	HEIGHT	DIA.	BASE	CC	TAP	PRICE CODE
1	Knob	Dull Black			1-1/8	1-1/4	9/16		8-32	D
2	Knob	Dull Rust			1-1/8	1-1/4	9/16		8-32	D
3	Pull	Dull Black	4-5/8	9/16	1		13/16	3	8-32	D
4	Pull	Dull Rust	4-5/8	9/16	1		13/16	3	8-32	D
5	Knob	Dark Antique			1	1-1/4	9/16		8-32	B
6	Knob	Antique Pewter			1	1-1/4	9/16		8-32	B
7	Pull	Dark Antique	4-5/8	9/16	1		13/16	3	8-32	B
8	Pull	Antique Pewter	4-5/8	9/16	1		13/16	3	8-32	B
9	Bail Pull	Rustic Brass	3	1-3/4	11/16		1-3/4	1-1/2	8-32	D
10	Knob	Rustic Brass			13/16	1	3/8		8-32	A
11	Cup Pull	Rustic Brass	3	1-1/4	7/8			1-1/4	8-32	C
12	Knob	Rustic Brass			1	1-3/8	3/8		8-32	B
13	Knob	Rustic Brass			1-3/8	1-1/2	1-5/8		8-32	D
14	Cup Pull	Rustic Pewter	3	1-1/4	7/8			1-1/4	8-32	C
15	Knob	Rustic Pewter			1	1-3/8	3/8		8-32	B
16	Knob	Rustic Pewter			1-3/8	1-1/2	1-5/8		8-32	D




Artisan Inspired

ARTISAN INSPIRED mixes old world appeal with comfort and function. Often evocative of a rustic farmhouse kitchen, this style of décor is tied to the past. It conjures up nostalgic images of an age gone by, an uncomplicated era that revolved around cooking, eating, and spending time together.

A bold and inspirational backdrop for those who are passionate about the simple things in life

Warmth and richness embody Artisan Inspired, which places a heavy emphasis on natural elements, especially stone and wood, combined with handcrafted accessories made from wrought iron and ceramic.





OAK PARK

	PART NO.	TYPE	FINISH	LENGTH	WIDTH	HEIGHT	DIA.	BASE	CC	TAP	PRICE CODE
1	9212-10VB-P	Pull	Verona Bronze	4-1/16	13/16	1-1/4		3/8	96mm	8-32	C
2	9213-1VTN-P	Pull	Vintage Nickel	4-1/16	13/16	1-1/4		3/8	96mm	8-32	C
3	9214-1BPN-P	Pull	Brushed Nickel	4-1/16	13/16	1-1/4		3/8	96mm	8-32	C
4	9215-10VB-P	Pull	Verona Bronze	6-5/8	13/16	1-1/4		3/8	160mm	8-32	D
5	9216-1VTN-P	Pull	Vintage Nickel	6-5/8	13/16	1-1/4		3/8	160mm	8-32	D
6	9217-1BPN-P	Pull	Brushed Nickel	6-5/8	13/16	1-1/4		3/8	160mm	8-32	D
7	9218-10VB-P	Knob	Verona Bronze	1-1/8	1-1/8	1-1/4		9/16		8-32	B
8	9219-1VTN-P	Knob	Vintage Nickel	1-1/8	1-1/8	1-1/4		9/16		8-32	B
9	9220-1BPN-P	Knob	Brushed Nickel	1-1/8	1-1/8	1-1/4		9/16		8-32	B



ART NOUVEAU

PART NO.	TYPE	FINISH	LENGTH	WIDTH	HEIGHT	DIA.	BASE	CC	TAP	PRICE CODE
1	Pull	Vintage Bronze	5-15/16	11/16	1-5/16		5/8	96mm	8-32	C
2	Pull	Verona Bronze	5-15/16	11/16	1-5/16		5/8	96mm	8-32	C
3	Pull	Vintage Nickel	5-15/16	11/16	1-5/16		5/8	96mm	8-32	C
4	Pull	Vintage Bronze	7-15/16	1	1-3/4		13/16	128mm	8-32	D
5	Pull	Verona Bronze	7-15/16	1	1-3/4		13/16	128mm	8-32	D
6	Pull	Vintage Nickel	7-15/16	1	1-3/4		13/16	128mm	8-32	D
7	Knob	Vintage Bronze			1-1/8	1-3/8	5/16		8-32	B
8	Knob	Verona Bronze			1-1/8	1-3/8	5/16		8-32	B
9	Knob	Vintage Nickel			1-1/8	1-3/8	5/16		8-32	B
10	Pull	Vintage Bronze	5-1/4	11/16	1-1/4		9/16	3 & 3-1/2	8-32	B
11	Pull	Verona Bronze	5-1/4	11/16	1-1/4		9/16	3 & 3-1/2	8-32	B
12	Pull	Vintage Nickel	5-1/4	11/16	1-1/4		9/16	3 & 3-1/2	8-32	B



TOCCATA 1

PART NO.	TYPE	FINISH	LENGTH	WIDTH	HEIGHT	DIA.	BASE	CC	TAP	PRICE CODE
1	Appliance Pull	Rust Glaze	11-3/4	3/4	2-1/4		13/16	10	10-24	E
2	Appliance Pull	Verona Bronze	11-3/4	3/4	2-1/4		13/16	10	10-24	E
3	Appliance Pull	Oil Rubbed Bronze	11-3/4	3/4	2-1/4		13/16	10	10-24	E
4	Appliance Pull	Rust Glaze	7-13/16	9/16	1-11/16		5/8	6	8-32	E
5	Appliance Pull	Verona Bronze	7-13/16	9/16	1-11/16		5/8	6	8-32	E
6	Appliance Pull	Oil Rubbed Bronze	7-13/16	9/16	1-11/16		5/8	6	8-32	E
7	Pull	Rust Glaze	4-3/16	3/8	1-1/8		7/16	3	8-32	C
8	Pull	Verona Bronze	4-3/16	3/8	1-1/8		7/16	3	8-32	C
9	Pull	Oil Rubbed Bronze	4-3/16	3/8	1-1/8		7/16	3	8-32	C
10	Knob	Rust Glaze			1-5/16	38mm	11/16		8-32	D
11	Knob	Verona Bronze			1-5/16	38mm	11/16		8-32	D
12	Knob	Oil Rubbed Bronze			1-5/16	38mm	11/16		8-32	D
13	Knob	Rust Glaze			1-1/16	32mm	9/16		8-32	C
14	Knob	Verona Bronze			1-1/16	32mm	9/16		8-32	C
15	Knob	Oil Rubbed Bronze			1-1/16	32mm	9/16		8-32	C
16	Appliance Pull	Rust Glaze	19-13/16	7/8	2-5/16		7/8	18	10-24	E
17	Appliance Pull	Verona Bronze	19-13/16	7/8	2-5/16		7/8	18	10-24	E
18	Appliance Pull	Oil Rubbed Bronze	19-13/16	7/8	2-5/16		7/8	18	10-24	E



TOCCATA 2

	PART NO.	TYPE	FINISH	LENGTH	WIDTH	HEIGHT	DIA.	BASE	CC	TAP	PRICE CODE
1	8231-1BPN-P	Appliance Pull	Brushed Nickel	11-3/4	3/4	2-1/4		13/16	10	10-24	E
2	8234-1WN-P	Appliance Pull	Weathered Nickel	11-3/4	3/4	2-1/4		13/16	10	10-24	E
3	8235-1RI-P	Appliance Pull	Rustic Iron	11-3/4	3/4	2-1/4		13/16	10	10-24	E
4	8237-1BPN-P	Appliance Pull	Brushed Nickel	7-13/16	9/16	1-11/16		5/8	6	8-32	E
5	8240-1WN-P	Appliance Pull	Weathered Nickel	7-13/16	9/16	1-11/16		5/8	6	8-32	E
6	8241-1RI-P	Appliance Pull	Rustic Iron	7-13/16	9/16	1-11/16		5/8	6	8-32	E
7	8243-1BPN-P	Pull	Brushed Nickel	4-3/16	3/8	1-1/8		7/16	3	8-32	C
8	8246-1WN-P	Pull	Weathered Nickel	4-3/16	3/8	1-1/8		7/16	3	8-32	C
9	8247-1RI-P	Pull	Rustic Iron	4-3/16	3/8	1-1/8		7/16	3	8-32	C
10	8249-1BPN-P	Knob	Brushed Nickel			1-5/16	38mm	11/16		8-32	D
11	8252-1WN-P	Knob	Weathered Nickel			1-5/16	38mm	11/16		8-32	D
12	8253-1RI-P	Knob	Rustic Iron			1-5/16	38mm	11/16		8-32	D
13	8255-1BPN-P	Knob	Brushed Nickel			1-1/16	32mm	9/16		8-32	C
14	8258-1WN-P	Knob	Weathered Nickel			1-1/16	32mm	9/16		8-32	C
15	8259-1RI-P	Knob	Rustic Iron			1-1/16	32mm	9/16		8-32	C
16	8291-1BPN-P	Appliance Pull	Brushed Nickel	19-13/16	7/8	2-5/16		7/8	18	10-24	E
17	8294-1WN-P	Appliance Pull	Weathered Nickel	19-13/16	7/8	2-5/16		7/8	18	10-24	E
18	8295-1RI-P	Appliance Pull	Rustic Iron	19-13/16	7/8	2-5/16		7/8	18	10-24	E



BAROQUE

	PART NO.	TYPE	FINISH	LENGTH	WIDTH	HEIGHT	DIA.	BASE	CC	TAP	PRICE CODE
1	1610-1RBG-B	Pull	Bronze Rust Glaze	6-1/16	11/16	1		7/8	5	8-32	D
2	1614-1RBG-B	Knob	Bronze Rust Glaze			1-1/8	1-1/4	5/8		8-32	C
3	1621-1AG-B	Pull	Antique Latte Glaze	6-1/16	11/16	1		7/8	5	8-32	D
4	1625-1AG-B	Knob	Antique Latte Glaze			1-1/8	1-1/4	5/8		8-32	C
5	1630-1AP-P	Pull	Antique Pewter	6-1/16	11/16	1		7/8	5	8-32	D
6	1631-1VB-P	Pull	Verona Bronze	6-1/16	11/16	1		7/8	5	8-32	D
7	1632-1RBG-P	Knob	Bronze Rust Glaze			15/16	1-1/4	5/8		8-32	C
8	1633-1AG-P	Knob	Antique Latte Glaze			15/16	1-1/4	5/8		8-32	C
9	1634-1AP-P	Knob	Antique Pewter			15/16	1-1/4	5/8		8-32	C
10	1635-1VB-P	Knob	Verona Bronze			15/16	1-1/4	5/8		8-32	C
11	1636-1RBG-P	Pull	Bronze Rust Glaze	4-1/2	9/16	1-3/16		11/16	3	8-32	D
12	1637-1AG-P	Pull	Antique Latte Glaze	4-1/2	9/16	1-3/16		11/16	3	8-32	D
13	1638-1AP-P	Pull	Antique Pewter	4-1/2	9/16	1-3/16		11/16	3	8-32	D
14	1639-1VB-P	Pull	Verona Bronze	4-1/2	9/16	1-3/16		11/16	3	8-32	D
15	1640-1RBG-P	Cup Pull	Bronze Rust Glaze	5-1/16	1-13/16	7/8			3 & 96mm	8-32	D
16	1641-1AG-P	Cup Pull	Antique Latte Glaze	5-1/16	1-13/16	7/8			3 & 96mm	8-32	D
17	1642-1AP-P	Cup Pull	Antique Pewter	5-1/16	1-13/16	7/8			3 & 96mm	8-32	D
18	1643-1AP-P	Knob	Antique Pewter			1-1/8	1-1/4	5/8		8-32	C
19	1644-1VB-P	Knob	Verona Bronze			1-1/8	1-1/4	5/8		8-32	C



OVERTURE

	PART NO.	TYPE	FINISH	LENGTH	WIDTH	HEIGHT	DIA.	BASE	CC	TAP	PRICE CODE
1	7104-1BPN-C	Pull	Brushed Nickel	7	7/8	1-3/16		1-3/16	128mm	M4	E
2	7105-1RN-C	Pull	Rustic Nickel	7	7/8	1-3/16		1-3/16	128mm	M4	E
3	7106-1RI-C	Pull	Rustic Iron	7	7/8	1-3/16		1-3/16	128mm	M4	E
4	7107-1RC-C	Pull	Rustic Copper	7	7/8	1-3/16		1-3/16	128mm	M4	E
5	7108-1RBN-C	Pull	Rustic Black Nickel	7	7/8	1-3/16		1-3/16	128mm	M4	E
6	7109-1BPN-C	Pull	Brushed Nickel	5-3/8	3/4	1-1/16		1	96mm	M4	E
7	7110-1RN-C	Pull	Rustic Nickel	5-3/8	3/4	1-1/16		1	96mm	M4	D
8	7111-1RI-C	Pull	Rustic Iron	5-3/8	3/4	1-1/16		1	96mm	M4	D
9	7112-1RC-C	Pull	Rustic Copper	5-3/8	3/4	1-1/16		1	96mm	M4	D
10	7113-1RBN-C	Pull	Rustic Black Nickel	5-3/8	3/4	1-1/16		1	96mm	M4	E
11	7114-1BPN-C	Knob	Brushed Nickel			1	1-5/16	1/2		M4	D
12	7115-1RN-C	Knob	Rustic Nickel			1	1-5/16	1/2		M4	D
13	7116-1RI-C	Knob	Rustic Iron			1	1-5/16	1/2		M4	D
14	7117-1RC-C	Knob	Rustic Copper			1	1-5/16	1/2		M4	D
15	7118-1RBN-C	Knob	Rustic Black Nickel			1	1-5/16	1/2		M4	D



SONATA

	PART NO.	TYPE	FINISH	LENGTH	WIDTH	HEIGHT	DIA.	BASE	CC	TAP	PRICE CODE
1	7119-1BPN-C	Pull	Brushed Nickel	4-11/16	1	1		3/8	96mm	M4	D
2	7120-1RAB-C	Pull	Rustic Brushed Brass	4-11/16	1	1		3/8	96mm	M4	E
3	7121-1RN-C	Pull	Rustic Nickel	4-11/16	1	1		3/8	96mm	M4	D
4	7122-1RI-C	Pull	Rustic Iron	4-11/16	1	1		3/8	96mm	M4	D
5	7123-1RC-C	Pull	Rustic Copper	4-11/16	1	1		3/8	96mm	M4	D
6	7124-1RBN-C	Pull	Rustic Black Nickel	4-11/16	1	1		3/8	96mm	M4	E
7	7125-1BPN-C	Knob	Brushed Nickel			1	1-3/16	7/16		M4	D
8	7126-1RAB-C	Knob	Rustic Brushed Brass			1	1-3/16	7/16		M4	D
9	7127-1RN-C	Knob	Rustic Nickel			1	1-3/16	7/16		M4	D
10	7128-1RI-C	Knob	Rustic Iron			1	1-3/16	7/16		M4	D
11	7129-1RC-C	Knob	Rustic Copper			1	1-3/16	7/16		M4	D
12	7130-1RBN-C	Knob	Rustic Black Nickel			1	1-3/16	7/16		M4	D



RHAPSODY

	PART NO.	TYPE	FINISH	LENGTH	WIDTH	HEIGHT	DIA.	BASE	CC	TAP	PRICE CODE
1	3040-155-P	Pull	Satin Black	5-7/16	3/8	1-1/4		3/8	128mm	8-32	C
2	3041-1LWI-P	Pull	Weathered Iron	5-7/16	3/8	1-1/4		3/8	128mm	8-32	C
3	3042-1WN-P	Pull	Weathered Nickel	5-7/16	3/8	1-1/4		3/8	128mm	8-32	C
4	3043-155-P	Pull	Satin Black	4-3/16	3/8	1-1/4		3/8	96mm	8-32	C
5	3044-1LWI-P	Pull	Weathered Iron	4-3/16	3/8	1-1/4		3/8	96mm	8-32	C
6	3045-1WN-P	Pull	Weathered Nickel	4-3/16	3/8	1-1/4		3/8	96mm	8-32	C
7	3046-155-P	Knob	Satin Black	2-1/2	1/2	1-1/8		3/8		8-32	B
8	3047-1LWI-P	Knob	Weathered Iron	2-1/2	1/2	1-1/8		3/8		8-32	B
9	3048-1WN-P	Knob	Weathered Nickel	2-1/2	1/2	1-1/8		3/8		8-32	B
10	3049-155-P	Knob	Satin Black	1-3/16	1-3/16	1-1/4		3/8		8-32	B
11	3050-1LWI-P	Knob	Weathered Iron	1-3/16	1-3/16	1-1/4		3/8		8-32	B
12	3051-1WN-P	Knob	Weathered Nickel	1-3/16	1-3/16	1-1/4		3/8		8-32	B
13	3052-155-P	Knob	Satin Black			1	1-5/16	3/8		8-32	B
14	3053-1LWI-P	Knob	Weathered Iron			1	1-5/16	3/8		8-32	B
15	3054-1WN-P	Knob	Weathered Nickel			1	1-5/16	3/8		8-32	B
16	3055-155-P	Knob	Satin Black			15/16	1-1/4	9/16		8-32	A
17	3056-1LWI-P	Knob	Weathered Iron			15/16	1-1/4	9/16		8-32	A
18	3057-1WN-P	Knob	Weathered Nickel			15/16	1-1/4	9/16		8-32	A



AMERICAN REVIVAL

PART NO.	TYPE	FINISH	LENGTH	WIDTH	HEIGHT	DIA.	BASE	CC	TAP	PRICE CODE
1	1610-1RBG-P	Pull	Bronze Rust Glaze	6-1/16	2	1		7/8	5	8-32 D
2	1611-1RBG-P	Cup Pull	Bronze Rust Glaze	4	1-3/4	1-1/8		1-1/2	2	8-32 D
3	1612-1RBG-P	Cup Pull	Bronze Rust Glaze	4	1-3/4	1-1/8		1-3/4	2-3/4	8-32 D
4	1613-1RBG-P	Pull	Bronze Rust Glaze	4	13/16	3/4		13/16	3-5/16	8-32 C
5	1614-1RBG-P	Knob	Bronze Rust Glaze			1-1/8	1-1/4	5/8		8-32 C
6	1615-1RBG-P	Knob	Bronze Rust Glaze	1-1/4	1-1/4	1		5/8		8-32 D
7	1616-1RBG-P	Knob	Bronze Rust Glaze			1-1/32	1-3/16	5/8		8-32 C
8	1617-1RBG-P	Knob	Bronze Rust Glaze			1-3/16	1-1/4	5/16		8-32 C
9	1618-1RBG-P	Knob	Bronze Rust Glaze			7/8	1-5/16	5/8		8-32 C
10	1619-1RBG-P	Cup Pull	Bronze Rust Glaze	3	1-1/4	7/8		1-1/4	1-1/4	8-32 D
11	1620-1RBG-P	Knob	Bronze Rust Glaze			1-1/8	1-1/4	5/8		8-32 D
12	1621-1AG-P	Pull	Antique Latte Glaze	6-1/16	2	1		7/8	5	8-32 D
13	1622-1AG-P	Cup Pull	Antique Latte Glaze	4	1-3/4	1-1/8		1-1/2	2	8-32 D
14	1623-1AG-P	Cup Pull	Antique Latte Glaze	4	1-3/4	1-1/8		1-3/4	2-3/4	8-32 D
15	1624-1AG-P	Pull	Antique Latte Glaze	4	13/16	3/4		13/16	3-5/16	8-32 C
16	1625-1AG-P	Knob	Antique Latte Glaze			1-1/8	1-1/4	5/8		8-32 C
17	1626-1AG-P	Knob	Antique Latte Glaze	1-1/4	1-1/4	1		5/8		8-32 D
18	1627-1AG-P	Knob	Antique Latte Glaze			1-1/32	1-3/16	5/8		8-32 C
19	1628-1AG-P	Knob	Antique Latte Glaze			1-3/16	1-1/4	5/16		8-32 C
20	1629-1AG-P	Knob	Antique Latte Glaze			7/8	1-5/16	5/8		8-32 C



Creative Release

CREATIVE RELEASE is the essence of freedom — break away from the rigid rules and fuse your ideal elements into a unique reflection of your personality. Each kitchen and each personality is different. Mix things up to create limitless styles.

Who says you must choose only one style for each kitchen? Creative design is a mix of Playful and Professional!

This style is the natural choice for a casual and approachable kitchen décor. Unexpected focal points give personality and character to these design settings.





DESIGNERS' GROUP 10

PART NO.	TYPE	FINISH	LENGTH	WIDTH	HEIGHT	DIA.	BASE	CC	TAP	PRICE CODE	
1	4139-1014-P	Pull	Polished Nickel	3-15/16	3/8	1-3/8		13/16	3	8-32	B
2	4140-1014-P	Pull	Polished Nickel	4-13/16	3/8	1-3/8		7/8	96mm	8-32	B
3	4141-1014-P	Pull	Polished Nickel	7-3/8	11/16	1-11/16		1-1/8	6	8-32	D
4	4142-1014-P	Knob	Polished Nickel	1-9/16	1-1/8	1-1/8		13/16		8-32	B
5	4143-1014-P	Knob	Polished Nickel			1-1/8	1-3/16	11/16		8-32	A
6	4144-1014-P	Pull	Polished Nickel	5-1/4	5/8	15/16		7/8	96mm	8-32	B
7	4145-1014-P	Knob	Polished Nickel			1	1-3/16	1		8-32	A
8	4146-1014-P	Cup Pull	Polished Nickel	4-11/16	1-7/16	15/16		1-7/16	3	8-32	C
9	4147-1014-P	Pull	Polished Nickel	4-3/8	1/2	1-1/4		3/8	4	8-32	A
10	4148-1014-P	Pull	Polished Nickel	3-1/2"	1/2"	1-5/16"		3/8"	3	8-32	A
11	4149-1014-P	Appliance Pull	Polished Nickel	6-5/8	11/16	1-7/8		9/16	6	8-32	C
12	4150-1014-P	Knob	Polished Nickel			1-5/16	31mm	11/16		8-32	B
13	4152-1014-P	Knob	Polished Nickel			1-1/8	1-3/8	1-1/16		8-32	A
14	4153-1014-P	Pull	Polished Nickel	4-3/8	1/2	1-3-16		9/16	96mm	8-32	A
15	5148-14-P	Latch	Polished Nickel	2-1/16	2-1/8	1-1/8		2-1/16	7/8		E



PRELUDE

	PART NO.	TYPE	FINISH	LENGTH	WIDTH	HEIGHT	DIA.	BASE	CC	TAP	PRICE CODE
1	8010-03-P	Hook	Polished Brass	4	3/8	3-1/16		1-1/16			D
2	8011-26-P	Hook	Polished Chrome	4	3/8	3-1/16		1-1/16			D
3	8012-BPN-P	Hook	Brushed Nickel	4	3/8	3-1/16		1-1/16			D
4	8013-WN-P	Hook	Weathered Nickel	4	3/8	3-1/16		1-1/16			D
5	8014-55-P	Hook	Black	4	3/8	3-1/16		1-1/16			D
6	8015-ORB-P	Hook	Oil Rubbed Bronze	4	3/8	3-1/16		1-1/16			D
7	8016-VB-P	Hook	Verona Bronze	4	3/8	3-1/16		1-1/16			D
8	8017-LWI-P	Hook	Weathered Iron	4	3/8	3-1/16		1-1/16			D



ANDANTE

	PART NO.	TYPE	FINISH	LENGTH	WIDTH	HEIGHT	DIA.	BASE	CC	TAP	PRICE CODE
1	3008-1DBZ-P	Pull	Dull Bronze	5-11/16	5/8	1-1/4		5/8	128mm	8-32	B
2	3009-1DBZ-P	Cup Pull	Dull Bronze	4-1/16	1-1/4	1			64mm	8-32	B
3	3011-1AP-P	Pull	Antique Pewter	5-11/16	5/8	1-1/4		5/8	128mm	8-32	B
4	3012-1AP-P	Cup Pull	Antique Pewter	4-1/16	1-1/4	1			64mm	8-32	B
5	3014-1BPN-P	Pull	Brushed Nickel	4-15/16	11/16	1-1/8		15/16	96mm	8-32	C
6	7881-1BPN-P	Pull	Brushed Nickel	5-11/16	5/8	1-1/4		5/8	128mm	8-32	B
7	7882-1AEP-P	Pull	Polished Antique Brass	5-11/16	5/8	1-1/4		5/8	128mm	8-32	C
8	7884-1BPN-P	Cup Pull	Brushed Nickel	4-1/16	1-1/4	1			64mm	8-32	B
9	7885-1AEP-P	Cup Pull	Polished Antique Brass	4-1/16	1-1/4	1			64mm	8-32	C
10	7887-1AEP-P	Pull	Polished Antique Brass	4-15/16	11/16	1-1/8		15/16	96mm	8-32	C
11	7888-1AP-P	Pull	Antique Pewter	4-15/16	11/16	1-1/8		15/16	96mm	8-32	C
12	7889-1DBZ-P	Pull	Dull Bronze	4-15/16	11/16	1-1/8		15/16	96mm	8-32	C
13	7891-1BPN-P	Knob	Brushed Nickel			1	1-3/16	1			B
14	7892-1AEP-P	Knob	Polished Antique Brass			1	1-3/16	1			C
15	7893-1AP-P	Knob	Antique Pewter			1	1-3/16	1			B
16	7894-1DBZ-P	Knob	Dull Bronze			1	1-3/16	1			B



EURO RUSTICA

PART NO.	TYPE	FINISH	LENGTH	WIDTH	HEIGHT	DIA.	BASE	CC	TAP	PRICE CODE
1	2973-1RN-C	Cup Pull	Rustic Nickel	5-1/8	1-3/8	1		64mm	M4	D
2	2974-1RC-C	Cup Pull	Rustic Copper	5-1/8	1-3/8	1		64mm	M4	D
3	2975-1RI-C	Cup Pull	Rustic Iron	5-1/8	1-3/8	1		64mm	M4	D
4	2976-1RN-C	Knob	Rustic Nickel			1-1/8	1-3/8	1-1/16	M4	D
5	2977-1RC-C	Knob	Rustic Copper			1-1/8	1-3/8	1-1/16	M4	D
6	2978-1RI-C	Knob	Rustic Iron			1-1/8	1-3/8	1-1/16	M4	D
7	2979-1RN-C	Pull	Rustic Nickel	4-15/16	13/16	1	11/16	96mm	M4	D
8	2980-1RC-C	Pull	Rustic Copper	4-15/16	13/16	1	11/16	96mm	M4	D
9	2981-1RI-C	Pull	Rustic Iron	4-15/16	13/16	1	11/16	96mm	M4	D
10	2982-1RN-C	Knob	Rustic Nickel			1-1/16	1-3/16	15/16	M4	D
11	2983-1RC-C	Knob	Rustic Copper			1-1/16	1-3/16	15/16	M4	D
12	2984-1RI-C	Knob	Rustic Iron			1-1/16	1-3/16	15/16	M4	D
13	2985-1RN-C	Pull	Rustic Nickel	4-3/8	1/2	1-3/16	9/16	96mm	M4	D
14	2986-1RC-C	Pull	Rustic Copper	4-3/8	1/2	1-3/16	9/16	96mm	M4	D
15	2987-1RI-C	Pull	Rustic Iron	4-3/8	1/2	1-3/16	9/16	96mm	M4	D
16	2988-1RN-C	Knob	Rustic Nickel			1	1-3/16	7/16	M4	D
17	2989-1RC-C	Knob	Rustic Copper			1	1-3/16	7/16	M4	D
18	2990-1RI-C	Knob	Rustic Iron			1	1-3/16	7/16	M4	D



EURO RETRO

PART NO.	TYPE	FINISH	LENGTH	WIDTH	HEIGHT	DIA.	BASE	CC	TAP	PRICE CODE
1	Pull	Tin	5-7/8	13/16	1-1/4		9/16	128mm	M4	D
2	Pull	Aluminum	5-7/8	13/16	1-1/4		9/16	128mm	M4	D
3	Pull	Dull Antique Brass	5-7/8	13/16	1-1/4		9/16	128mm	M4	D
4	Pull	Brushed Nickel	5-7/8	13/16	1-1/4		9/16	128mm	M4	D
5	Knob	Tin			1	13/16	3/8		M4	C
6	Knob	Aluminum			1	13/16	3/8		M4	C
7	Knob	Polished Chrome			1	13/16	3/8		M4	C
8	Knob	Dull Antique Brass			1	13/16	3/8		M4	D
9	Knob	Brushed Nickel			1	13/16	3/8		M4	C
10	Cup Pull	Tin	5-1/8	1-3/8	1			64mm	M4	D
11	Cup Pull	Aluminum	5-1/8	1-3/8	1			64mm	M4	D
12	Cup Pull	Polished Chrome	5-1/8	1-3/8	1			64mm	M4	D
13	Cup Pull	Dull Antique Brass	5-1/8	1-3/8	1			64mm	M4	D
14	Cup Pull	Brushed Nickel	5-1/8	1-3/8	1			64mm	M4	D
15	Knob	Tin			15/16	1-3/16	13/16		M4	D
16	Knob	Dull Antique Brass			15/16	1-3/16	13/16		M4	D
17	Knob	Brushed Nickel			7/8	1-3/16	13/16		M4	D
18	Knob	Polished Chrome			7/8	1-3/16	13/16		M4	C



These beautiful collections can be viewed in their entirety on the web at berenson.com

AMERICAN CRAFTSMAN



2237-1DC-P

2050-155-P

2006-1MN-P

2005-1MN-P

2052-155-P

GO TO BERENSON.COM TO VIEW ENTIRE COLLECTION

ENCORE



3032-1BPN-P

7054-1BPN-C

7059-1BPN-C

3030-1BPN-P

7066-1BPN-C

ISO 14001 | SEE PAGE 10
GO TO BERENSON.COM TO VIEW ENTIRE COLLECTION

EUROPA



ISO 14001 | SEE PAGE 10
GO TO BERENSON.COM TO VIEW ENTIRE COLLECTION

CAMBRIDGE



GO TO BERENSON.COM TO VIEW ENTIRE COLLECTION

MANCHESTER



GO TO BERENSON.COM TO VIEW ENTIRE COLLECTION

BARCELONA



ISO 14001 EXTREME FINISH | SEE PAGE 10
GO TO BERENSON.COM TO VIEW ENTIRE COLLECTION

CANTERBURY



GO TO BERENSON.COM TO VIEW ENTIRE COLLECTION

CADENCE



GO TO BERENSON.COM TO VIEW ENTIRE COLLECTION

SALEM



GO TO BERENSON.COM TO VIEW ENTIRE COLLECTION

ALLEGRO



ISO 14001 EXTREME FINISH | SEE PAGE 10
GO TO BERENSON.COM TO VIEW ENTIRE COLLECTION

VENICE



GO TO BERENSON.COM TO VIEW ENTIRE COLLECTION

LEXINGTON



GO TO BERENSON.COM TO VIEW ENTIRE COLLECTION

REPRISE



GO TO BERENSON.COM TO VIEW ENTIRE COLLECTION

CONCORD



GO TO BERENSON.COM TO VIEW ENTIRE COLLECTION

AMERICAN LEGACY



GO TO BERENSON.COM TO VIEW ENTIRE COLLECTION

APPALACHIA



GO TO BERENSON.COM TO VIEW ENTIRE COLLECTION



We offer a variety of reliable and economical choices that make a great fit for commercial applications



- White**
 1 3900-748-B
 2 4738-748-B
 3 4710-748-B



- Dark Grey**
 1 3901-754-B
 2 4735-754-B
 3 4713-754-B



- Light Grey**
 1 3902-754-B
 2 4708-754-B
 3 4709-754-B



- Almond**
 1 3904-752-B
 2 4740-752-B
 3 4721-752-B



- Peach**
 1 3906-700-B
 2 4732-700-B
 3 4747-700-B



- Colonial Pink**
 1 3910-700-B
 2 4722-700-B
 3 4757-700-B



- Red**
 1 3903-757-B
 2 4741-757-B
 3 4716-757-B



- Black**
 1 3905-755-B
 2 4737-755-B
 3 4714-755-B



- Navy**
 1 3909-756-B
 2 4742-756-B
 3 4715-756-B



- Hunter Green**
 1 3908-700-B
 2 4730-700-B
 3 4756-700-B



- Sea Spray**
 1 3907-700-B
 2 4731-700-B
 3 4755-700-B

RIO

	TYPE	LENGTH	WIDTH	HEIGHT	DIAMETER	BASE	CC	TAP	PRICE CODE
1	Knob			1-1/8	1-1/2	5/8		#8	A
2	Pull	3-3/8	3/8	1-3/8		3/8	3	#8	A
3	Pull	4-1/8	3/8	1-3/16		3/8	96mm	#8	A



- Satin Brass**
 1 6163-2SB-P ▲
 2 6162-2SB-P ▲
 3 6161-2SB-P ▲
 4 6160-2SB-P ▲



- Verona Bronze**
 1 6173-20VB-P ▲
 2 6172-20VB-P ▲
 3 6171-20VB-P ▲
 4 6170-20VB-P ▲



- Oil Rubbed Bronze**
 1 6183-2ORB-P ▲
 2 6182-2ORB-P ▲
 3 6181-2ORB-P ▲
 4 6180-2ORB-P ▲



- Antique Brass**
 1 6155-30AB-P ■
 2 6154-30AB-P ■
 4 6156-30AB-P ■



- Satin**
 1 6135-4SAL-P ●
 2 6134-4SAL-P ●
 3 6137-4SAL-P ●
 4 6136-4SAL-P ●



- Dull Chrome**
 1 6133-2SC-P ▲ 1 6033-3SC-P ■
 2 6132-2SC-P ▲ 2 6032-3SC-P ■
 3 6131-2SC-P ▲ 3 6031-3SC-P ■
 4 6130-2SC-P ▲ 4 6030-3SC-P ■



- Polished Chrome**
 1 6043-326-P ■ 1 6043-326-P ■
 2 6143-226-P ▲ 2 6042-326-P ■
 3 6142-226-P ▲ 3 6041-326-P ■
 4 6141-226-P ▲ 4 6040-326-P ■
 5 6140-226-P ▲ 5 9856-326-P ■



- Polished Brass**
 1 6153-203-P ▲ 1 6053-303-P ■
 2 6152-203-P ▲ 2 6052-303-P ■
 3 6151-203-P ▲ 3 6051-303-P ■
 4 6150-203-P ▲ 4 6050-303-P ■

ZURICH

	TYPE	LENGTH	WIDTH	HEIGHT	BASE	CC	TAP	PRICE CODE
1	Pull	3-5/16	5/16	1-1/4	5/16	3	8-32	A
2	Pull	3-13/16	5/16	1-1/4	5/16	3-1/2	8-32	A
3	Pull	4-1/16	5/16	1-1/4	5/16	96mm	8-32	A
4	Pull	4-5/16	5/16	1-1/4	5/16	4	8-32	A
5	Pull	5-5/16	5/16	1-1/4	5/16	5	8-32	C

■ BRASS | ▲ STEEL | ● ALUMINUM



COVERHEADS

PART NO.	TYPE	FINISH	SIZE	DIAMETER	PROJECTION	PRICE CODE
1	4146-326	Solid Brass Coverhead	Polished Chrome	9/16	3/16	A
2	4149-303	Solid Brass Coverhead	Polished Brass	9/16	3/16	A
3	4150-326	Solid Brass Coverhead	Polished Chrome	1	1/8	B
4	4151-315	Solid Brass Coverhead	Brushed Chrome	1	1/8	B
5	4152-303	Solid Brass Coverhead	Polished Brass	1	1/8	B
6	4153-304	Solid Brass Coverhead	Brushed Brass	1	1/8	B
7	4155-326	Solid Brass Coverhead	Polished Chrome	9/16	3/32	A
8	4156-315	Solid Brass Coverhead	Brushed Chrome	9/16	3/32	A
9	4159-303	Solid Brass Coverhead	Polished Brass	9/16	3/32	A
10	4161-304	Solid Brass Coverhead	Brushed Brass	9/16	3/32	A
11	4170-222	Wood Screw for Coverhead	Plain	#8x5/8		A
11	4171-222	Wood Screw for Coverhead	Plain	#8x3/4		A
11	4173-222	Wood Screw for Coverhead	Plain	#8x1		A
11	4174-222	Wood Screw for Coverhead	Plain	#8x1-1/4		A
11	4175-222	Wood Screw for Coverhead	Plain	#8x1-1/2		A
11	4176-222	Wood Screw for Coverhead	Plain	#8x1-3/4		A
11	4177-222	Wood Screw for Coverhead	Plain	#8x2		A
11	4179-222	Wood Screw for Coverhead	Plain	#8x2-1/2		A
12	4197-222	Machine Screw for Coverheads	Plain	1/4-20x3/4		A
12	4198-222	Machine Screw for Coverheads	Plain	1/4-20x1		A
12	4199-222	Machine Screw for Coverheads	Plain	1/4-20x1-1/4		A
12	4200-222	Machine Screw for Coverheads	Plain	1/4-20x1-1/2		A
12	4201-222	Machine Screw for Coverheads	Plain	1/4-20x1-3/4		A
12	4202-222	Machine Screw for Coverheads	Plain	1/4-20x2		A
12	4204-222	Machine Screw for Coverheads	Plain	1/4-20x2-1/2		A
12	4205-222	Machine Screw for Coverheads	Plain	1/4-20x3		A
12	4206-222	Machine Screw for Coverheads	Plain	1/4-20x4		B



Aspire | 0292-700-03



Connections | 0275-7000-03



Oasis | 0293-7000-03



Metro | 0274-7000-03



Skyline | 0291-7000-03



Echo | 0295-7000-03



Hearthstone | 0277-7000-03



Art Nouveau | 0276-7000-03



Oak Park | 0294-7000-03



Designers Group 10 | 0280-7000-03



Adagio | 0205-70RB-03

CLASSIC COMFORT



American Classics | 0214-7000-03

TIMELESS CHARM



Designers Group 9 | 0252-7000-03

CLASSIC COMFORT



Euro Rustica | 0210-7000-03

CLASSIC COMFORT



Bravo | 0270-7000-03

UPTOWN APPEAL



Composer Board | 0261-7000-03

UPTOWN APPEAL



Designers Group 2 | 0215-7000-03

TIMELESS CHARM



Forte | 0241-7000-03

CLASSIC COMFORT



Opus | 0253-7000-03

CLASSIC COMFORT



Craft/Mission | 0221-7000-03

CREATIVE RELEASE



Designers Group 1 | 0219-7000-03

TIMELESS CHARM



Designers Group 4 | 0216-7000-03

UPTOWN APPEAL



Plymouth | 0218-7000-03

TIMELESS CHARM



Prelude | 0211-7000-03

CREATIVE RELEASE



Designers Group 5 | 0239-7000-03

CLASSIC COMFORT



Designers Group 6 | 0206-7000-03

ARTISAN INSPIRED



Stainless Steel | 0217-7000-03

UPTOWN APPEAL




Toccata | 0240-7000-03

ARTISAN INSPIRED



Designers Group 7 | 0203-7000-03

ARTISAN INSPIRED



Designers Group 8 | 0208-7000-03

CLASSIC COMFORT



Valencia | 0225-7000-03

CLASSIC COMFORT



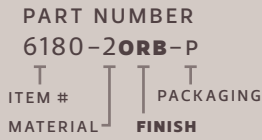
Vibrato | 0204-7000-03

CLASSIC COMFORT

*The Right Finishes
for any Project!*

FINISH SELECTION GUIDE

FINISHES CAN BE IDENTIFIED THROUGHOUT THIS CATALOG IN EACH PART NUMBER



BPN Brushed Nickel
PAGE 26



14 Polished Nickel
PAGE 102



15 Brushed Chrome or Satin Nickel
PAGE 62



98 Black Nickel
PAGE 73




BBN Brushed Black Nickel
PAGE 69



RBN Rustic Black Nickel
PAGE 92



WN Weathered Nickel
PAGE 88



VTN Vintage Nickel
PAGE 82



TN Tin
PAGE 110



BT Brushed Tin
PAGE 15



RT Rustic Tin
PAGE 46



AP Antique Pewter
PAGE 106



RP Rustic Pewter
PAGE 79



BAP Brushed Antique Pewter
PAGE 68



RI Rustic Iron
PAGE 27



RN Rustic Nickel
PAGE 94



LWI Weathered Iron
PAGE 96



26 Polished Chrome
PAGE 44



SC Satin Chrome
PAGE 72



ALU Aluminum
PAGE 111



SS Stainless Steel
PAGE 52



99 Antique silver
PAGE 72



17 Brushed Nickel/Brass
PAGE 118



03 Polished Brass
PAGE 74



SB Satin Brass
PAGE 76



AEP Polished Antique Brass
PAGE 107



BAB Brushed Antique Brass
PAGE 34



AG Antique Latte Glaze
PAGE 98



DAB Dull Antique Brass
PAGE 110



DBZ Dull Bronze
PAGE 106



RB Rustic Brass
PAGE 79



RAB Rustic Brushed Brass
PAGE 95



RU Rust
PAGE 67



FE Dull Rust
PAGE 68



RG Rust Glaze
PAGE 86



RBG Bronze Rust Glaze
PAGE 99



RC Rustic Copper
PAGE 93



DC Dark Copper
PAGE 113



WC Weathered Copper
PAGE 65



BAC Brushed Antique Copper
PAGE 74



07 Polished Gold
PAGE 32



06 Bronze
PAGE 115



BBZ Brushed Bronze
PAGE 33



VTB Vintage Bronze
PAGE 84



VB Verona Bronze
PAGE 59



ORB Oil Rubbed Bronze
PAGE 25



WVB Weathered Verona Bronze
PAGE 60



10 Rubbed Bronze
PAGE 23



FB Dark Antique
PAGE 78



55 Matte Black
PAGE 40



30 Unlaqured Oak
PAGE 119



SWM Unlacquered White Maple
PAGE 119



87 Tin/White
PAGE 115



38 Almond Ceramic
PAGE 119

COLLECTION NAME	PAGE
ADAGIO	30
ALLEGRO	117
ALTO	44
AMERICAN CLASSICS	64
AMERICAN CRAFTSMAN	113
AMERICAN LEGACY	118
AMERICAN MISSION	78
AMERICAN REVIVAL	98
ANDANTE	106
APPALACHIA	119
ART NOUVEAU	84
ASPIRE	14
ATLANTIS	76
BARCELONA	115
BAROQUE	90
BRAVO	42
CADENCE	117
CAMBRIDGE	115
CANTERBURY	116
CONCORD	119
CONNECTIONS	18
DESIGNERS' GROUP 10	102
ECHO	58
ENCORE	113
EURO CLASSICA	70
EURO MODERNO	34
EURO RETRO	110
EURO RUSTICA	108
EURO TRADITIONS	68
EUROLINE	48
EUROPA	114
FORTE 1	24
FORTE 2	26
HEARTHSTONE	60
LARGO	50
LATCHES	56
LEXINGTON	119
MAESTRO	62
MANCHESTER	114
METRO	40
NEWPORT	74
OAK PARK	82
OASIS	16
OPUS	22
OVERTURE	92
PLYMOUTH	72
PRELUDE	104
PREOEVENCE	66
REPRISE	118
RHAPSODY	96
RIO	122
SALEM	116
SKYLINE	38
SONATA	94
STAINLESS STEEL	52
TEMPO	20
TOCCATA 1	86
TOCCATA 2	88
VALENCIA	32
VENICE	118
VIBRATO	28
VIRTUOSO	46
ZURICH	123

PART NO.	TYPE	PAGE	POSITION
0020-1SB-P	PULL	76	1
0021-1SB-P	KNOB	76	2
0800-2BPN-P	PULL	20	1
0801-20VB-P	PULL	21	2
0802-2BPN-P	PULL	20	3
0803-20VB-P	PULL	21	4
0804-2BPN-P	PULL	20	5
0805-20VB-P	PULL	21	6
0806-2BPN-P	PULL	20	7
0807-20VB-P	PULL	21	8
0808-2BPN-P	PULL	20	9
0809-20VB-P	PULL	21	10
0810-2BPN-P	PULL	20	11
0811-20VB-P	PULL	21	12
1010-9SS-C	APPLIANCE PULL	51	1
1011-9SS-C	APPLIANCE PULL	51	2
1012-9SS-C	APPLIANCE PULL	51	3
1013-9SS-P	APPLIANCE PULL	51	4
1014-9SS-C	APPLIANCE PULL	51	5
1015-9SS-C	APPLIANCE PULL	50	6
1016-9SS-C	APPLIANCE PULL	50	7
1017-9SS-C	APPLIANCE PULL	50	8
1018-9SS-C	APPLIANCE PULL	50	9
1019-9SS-C	APPLIANCE PULL	50	10
1020-9SS-C	APPLIANCE PULL	50	11
1021-9SS-C	APPLIANCE PULL	50	12
1051-4ALU-B	PULL	43	1
1052-4BPN-P	PULL	42	2
1053-4026-P	PULL	42	3
1055-40VB-P	PULL	42	4
1056-4055-P	PULL	43	5
1057-4BPN-P	PULL	42	6
1058-4026-P	PULL	42	7
1059-40VB-P	PULL	42	8
1060-4055-P	PULL	43	9
1061-4BPN-P	PULL	42	10
1062-4026-P	PULL	42	11
1063-40VB-P	PULL	42	12
1064-4055-P	PULL	43	13
1065-4BPN-P	PULL	42	14
1066-4026-P	PULL	42	15
1067-40VB-P	PULL	42	16
1068-4055-P	PULL	43	17
1610-1RBG-B	PULL	91	1
1610-1RBG-P	PULL	99	1
1611-1RBG-P	CUP PULL	99	2
1612-1RBG-P	CUP PULL	99	3
1613-1RBG-P	PULL	98	4
1614-1RBG-B	KNOB	90	2
1614-1RBG-P	KNOB	99	5
1615-1RBG-P	KNOB	98	6
1616-1RBG-P	KNOB	99	7
1617-1RBG-P	KNOB	99	8
1618-1RBG-P	KNOB	99	9
1619-1RBG-P	CUP PULL	98	10
1620-1RBG-P	KNOB	98	11
1621-1AG-B	PULL	90	3
1621-1AG-P	PULL	98	12
1622-1AG-P	CUP PULL	98	13
1623-1AG-P	CUP PULL	98	14
1624-1AG-P	PULL	98	15
1625-1AG-B	KNOB	90	4
1625-1AG-P	KNOB	98	16
1626-1AG-P	KNOB	98	17
1627-1AG-P	KNOB	98	18
1628-1AG-P	KNOB	98	19
1629-1AG-P	KNOB	98	20
1630-1AP-P	PULL	90	5
1631-1VB-P	PULL	91	6
1632-1RBG-P	KNOB	91	7
1633-1AG-P	KNOB	90	8
1634-1AP-P	KNOB	90	9
1635-1VB-P	KNOB	91	10
1636-1RBG-P	PULL	91	11

PART NO.	TYPE	PAGE	POSITION
1637-1AG-P	PULL	90	12
1638-1AP-P	PULL	90	13
1639-1VB-P	PULL	91	14
1640-1RBG-P	CUP PULL	91	15
1641-1AG-P	CUP PULL	90	16
1642-1AP-P	CUP PULL	90	17
1643-1AP-P	KNOB	90	18
1644-1VB-P	KNOB	91	19
1938-1AP-P	PULL	90	13
2054-155-P	KNOB	79	1
2055-1FE-P	KNOB	65	1
2055-1FE-P	KNOB	78	2
2056-155-P	PULL	79	3
2057-1FE-P	PULL	78	4
2058-1FB-P	KNOB	78	5
2059-1AP-P	KNOB	78	6
2060-1FB-P	PULL	78	7
2061-1AP-P	PULL	78	8
2301-303-B	B/P	72	1
2790-303-B	B/P	72	2
2791-326-B	B/P	72	3
2792-398-B	B/P	73	4
2794-226-P	PULL	72	5
2795-2BPN-P	PULL	72	6
2796-298-P	PULL	73	7
2797-226-P	PULL	72	8
2797-298-P	PULL	73	9
2797-2BPN-P	PULL	72	10
2903-1BPN-P	KNOB	76	3
2904-1BBN-P	KNOB	77	4
2905-1BAC-P	KNOB	77	5
2906-102-P	KNOB	76	6
2907-1FE-P	KNOB	77	7
2908-1BAP-P	KNOB	76	8
2910-1BPN-P	PULL	76	9
2911-1BBN-P	PULL	77	10
2913-1BAC-P	PULL	77	11
2915-102-P	PULL	76	12
2918-1FE-P	PULL	77	13
2919-1BAP-P	PULL	76	14
2920-1BPN-P	KNOB	68	1
2921-1BBN-P	KNOB	69	2
2923-1BAC-P	KNOB	68	3
2924-1BAP-P	KNOB	68	4
2927-155-P	KNOB	69	5
2928-1FE-P	KNOB	68	6
2930-1BPN-P	PULL	68	7
2931-1BBN-P	PULL	69	8
2933-1BAC-P	PULL	68	9
2934-1BAP-P	PULL	68	10
2937-155-P	PULL	69	11
2938-1FE-P	PULL	68	12
2940-1TN-C	PULL	110	1
2941-1ALU-C	PULL	111	2
2942-1DAB-C	PULL	110	3
2943-1BPN-C	PULL	110	4
2944-1TN-C	KNOB	110	5
2945-1ALU-C	KNOB	111	6
2946-126-C	KNOB	111	7
2947-1DAB-C	KNOB	110	8
2948-1BPN-C	KNOB	110	9
2949-1TN-C	CUP PULL	110	10
2950-1ALU-C	CUP PULL	111	11
2951-126-C	CUP PULL	111	12
2952-1DAB-C	CUP PULL	110	13
2953-1BPN-C	CUP PULL	110	14
2954-1TN-C	KNOB	110	15
2957-1DAB-C	KNOB	110	16
2959-1ALU-C	PULL	49	1
2960-1BPN-C	PULL	49	2
2961-126-C	PULL	49	3
2962-1BPN-C	PULL	49	4
2963-1ALU-C	PULL	48	5
2964-1BPN-C	PULL	48	6

PART NO.	TYPE	PAGE	POSITION
2965-126-C	PULL	48	7
2966-1ALU-C	PULL	48	8
2967-1BPN-C	PULL	48	9
2970-126-C	PULL	49	10
2971-1ALU-C	PULL	48	11
2972-126-C	PULL	48	12
2973-1RN-C	CUP PULL	108	1
2974-1RC-C	CUP PULL	108	2
2975-1RC-C	CUP PULL	109	3
2976-1RN-C	KNOB	108	4
2977-1RC-C	KNOB	108	5
2978-1RI-C	KNOB	109	6
2979-1RN-C	PULL	108	7
2980-1RC-C	PULL	108	8
2981-1RI-C	PULL	109	9
2982-1RN-C	KNOB	108	10
2983-1RC-C	KNOB	108	11
2984-1RI-C	KNOB	109	12
2985-1RN-C	PULL	108	13
2986-1RC-C	PULL	108	14
2987-1RI-C	PULL	109	15
2988-1RN-C	KNOB	108	16
2989-1RC-C	KNOB	108	17
2990-1RI-C	KNOB	109	18
3008-1DBZ-P	PULL	106	1
3009-1DBZ-P	CUP PULL	106	2
3011-1AP-P	PULL	106	3
3012-1AP-P	CUP PULL	106	4
3014-1BPN-P	PULL	106	5
3040-155-P	PULL	97	1
3041-1LWI-P	PULL	96	2
3042-1WN-P	PULL	96	3
3043-155-P	PULL	97	4
3044-1LWI-P	PULL	96	5
3045-1WN-P	PULL	96	6
3046-155-P	KNOB	97	7
3047-1LWI-P	KNOB	96	8
3048-1WN-P	KNOB	96	9
3049-155-P	KNOB	97	10
3050-1LWI-P	KNOB	96	11
3051-1WN-P	KNOB	96	12
3052-155-P	KNOB	97	13
3053-1LWI-P	KNOB	96	14
3054-1WN-P	KNOB	96	15
3055-155-P	KNOB	97	16
3056-1LWI-P	KNOB	96	17
3057-1WN-P	KNOB	96	18
3900-748-B	KNOB	122	1
3901-754-B	KNOB	122	1
3902-754-B	KNOB	122	1
3903-757-B	KNOB	122	1
3904-752-B	KNOB	122	1
3905-755-B	KNOB	122	1
3906-700-B	KNOB	122	1
3907-700-B	KNOB	122	1
3908-700-B	KNOB	122	1
3909-756-B	KNOB	122	1
3910-700-B	KNOB	122	1
4001-1VTN-P	PULL	18	1
4002-1055-P	PULL	19	2
4003-10VB-P	PULL	18	3
4004-1VTN-P	PULL	19	4
4005-1055-P	PULL	19	5
4006-10VT-P	PULL	18	6
4007-1VTN-P	KNOB	18	7
4008-1055-P	KNOB	19	8
4009-10VB-P	KNOB	18	9
4010-1VTB-P	PULL	84	1
4011-10VB-P	PULL	85	2
4012-1VTN-P	PULL	84	3
4013-1VTN-P	PULL	84	4
4014-10VB-P	PULL	85	5
4015-1VTN-P	PULL	84	6
4016-1VTN-P	KNOB	84	7

PART NO.	TYPE	PAGE	POSITION
4017-10VB-P	KNOB	85	8
4018-1VTN-P	KNOB	84	9
4063-10VB-P	PULL	61	1
4064-1BPN-P	PULL	60	2
4067-1WVB-P	PULL	60	3
4068-1055-P	PULL	60	4
4069-10VB-P	PULL	61	5
4070-1BPN-P	PULL	60	6
4073-1WVB-P	PULL	60	7
4074-1055-P	PULL	61	8
4075-10VB-P	PULL	61	9
4076-1BPN-P	PULL	60	10
4079-1WVB-P	PULL	60	11
4080-1055-P	PULL	61	12
4081-10VB-P	KNOB	61	13
4083-1BPN-P	KNOB	60	14
4085-1WVB-P	KNOB	60	15
4086-1055-P	KNOB	60	16
4103-4BPN-P	KNOB	45	1
4104-40VB-P	KNOB	44	2
4106-4055-P	KNOB	45	3
4108-1BPN-P	PULL	41	1
4109-1026-P	PULL	40	2
4111-1055-P	PULL	40	3
4113-1BPN-P	PULL	41	4
4114-1026-P	PULL	40	5
4116-1055-P	PULL	40	6
4118-1BPN-P	PULL	41	7
4119-1026-P	PULL	40	8
4121-1055-P	PULL	40	9
4122-1BPN-P	KNOB	41	10
4124-1026-P	KNOB	40	11
4126-1055-P	KNOB	40	12
4130-1VTN-P	PULL	18	10
4131-1055-P	PULL	19	11
4132-10VB-P	PULL	18	12
4133-1VTN-P	PULL	84	10
4134-10VB-P	PULL	85	11
4135-1VTN-P	PULL	84	12
4136-4026-P	KNOB	44	4
4137-2055-P	PULL	45	5
4138-2026-P	PULL	44	6
4139-1014-P	PULL	102	1
4140-1014-P	PULL	102	2
4141-1014-P	PULL	102	3
4142-1014-P	KNOB	102	4
4143-1014-P	KNOB	103	5
4144-1014-P	PULL	103	6
4145-1014-P	KNOB	102	7
4146-1014-P	CUP PULL	102	8
4146-326	COVERHEAD	124	1
4147-1014-P	PULL	103	9
4148-1014-P	PULL	103	10
4149-1014-P	APPLIANCE PULL	103	11
4149-303	COVERHEAD	124	2
4150-1014-P	KNOB	103	12
4150-326	COVERHEAD	124	3
4151-315	COVERHEAD	124	4
4152-1014-P	KNOB	102	13
4152-303	COVERHEAD	124	5
4153-1014-P	PULL	102	14
4153-304	COVERHEAD	124	6
4155-326	COVERHEAD	124	7
4156-315	COVERHEAD	124	8
4159-303	COVERHEAD	124	9
4161-304	COVERHEAD	124	10
4170-222	WOOD SCREW FOR COVERHEAD	124	11
4171-222	WOOD SCREW FOR COVERHEAD	124	11
4173-222	WOOD SCREW FOR COVERHEAD	124	11
4174-222	WOOD SCREW FOR COVERHEAD	124	11

PART NO.	TYPE	PAGE	POSITION
4175-222	WOOD SCREW FOR COVERHEAD	124	11
4176-222	WOOD SCREW FOR COVERHEAD	124	11
4177-222	WOOD SCREW FOR COVERHEAD	124	11
4179-222	WOOD SCREW FOR COVERHEAD	124	11
4197-222	MACHINE SCREW FOR COVERHEADS	124	12
4198-222	MACHINE SCREW FOR COVERHEADS	124	12
4199-222	MACHINE SCREW FOR COVERHEADS	124	12
4200-222	MACHINE SCREW FOR COVERHEADS	124	12
4201-222	MACHINE SCREW FOR COVERHEADS	124	12
4202-222	MACHINE SCREW FOR COVERHEADS	124	12
4204-222	MACHINE SCREW FOR COVERHEADS	124	12
4205-222	MACHINE SCREW FOR COVERHEADS	124	12
4206-222	MACHINE SCREW FOR COVERHEADS	124	12
4708-754-B	PULL	122	2
4709-754-B	PULL	122	3
4710-748-B	PULL	122	3
4713-754-B	PULL	122	3
4714-755-B	PULL	122	3
4715-756-B	PULL	122	3
4716-757-B	PULL	122	3
4721-752-B	PULL	122	3
4722-700-B	PULL	122	2
4730-700-B	PULL	122	2
4731-700-B	PULL	122	2
4732-700-B	PULL	122	2
4735-754-B	PULL	122	2
4737-755-B	PULL	122	2
4738-748-B	PULL	122	2
4740-752-B	PULL	122	2
4741-757-B	PULL	122	2
4742-756-B	PULL	122	2
4747-700-B	PULL	122	3
4755-700-B	PULL	122	3
4756-700-B	PULL	122	3
4757-700-B	PULL	122	3
4980-303-P	PULL	75	1
4981-302-P	PULL	75	2
4982-302-P	KNOB	75	3
4990-303-P	PULL	75	4
4991-3BPN-P	PULL	74	5
4992-3BAC-P	PULL	74	6
4993-3BBN-P	PULL	74	7
4994-303-P	KNOB	75	8
4995-3BPN-P	KNOB	74	9
4996-3BAC-P	KNOB	74	10
4997-3BBN-P	KNOB	74	11
4998-302-P	PULL	75	12
4999-3BPN-P	PULL	74	13
5000-3BAC-P	PULL	74	14
5001-3BBN-P	PULL	74	15
5002-302-P	KNOB	75	16
5003-303-P	KNOB	74	17
5004-3BPN-P	KNOB	74	18
5005-3BAC-P	KNOB	74	19
5006-3BBN-P	KNOB	74	20
5148-14-P	LATCH	57	1
5148-14-P	LATCH	102	15
5149-VB-P	LATCH	28	1
5149-VB-P	LATCH	57	2
5150-BPN-P	LATCH	57	3
5151-VTN-P	LATCH	57	4
5284-303-P	KNOB	72	11
6030-3SC-P	PULL	123	4

PART NO.	TYPE	PAGE	POSITION
6031-3SC-P	PULL	123	3
6032-3SC-P	PULL	123	2
6033-3SC-P	PULL	123	1
6040-326-P	PULL	123	4
6041-326-P	PULL	123	3
6042-326-P	PULL	123	2
6043-326-P	PULL	123	1
6050-303-P	PULL	123	4
6051-303-P	PULL	123	3
6052-303-P	PULL	123	2
6053-303-P	PULL	123	1
6130-2SC-P	PULL	123	4
6131-2SC-P	PULL	123	3
6132-2SC-P	PULL	123	2
6133-2SC-P	PULL	123	1
6134-4SAL-P	PULL	123	2
6135-4SAL-P	PULL	123	1
6136-4SAL-P	PULL	123	4
6137-4SAL-P	PULL	123	3
6140-226-P	PULL	123	4
6141-226-P	PULL	123	3
6142-226-P	PULL	123	2
6143-226-P	PULL	123	1
6150-203-P	PULL	123	4
6151-203-P	PULL	123	3
6152-203-P	PULL	123	2
6153-203-P	PULL	123	1
6154-30AB-P	PULL	123	2
6155-30AB-P	PULL	123	1
6156-30AB-P	PULL	123	4
6160-2SB-P	PULL	123	4
6161-2SB-P	PULL	123	3
6162-2SB-P	PULL	123	2
6163-2SB-P	PULL	123	1
6170-20VB-P	PULL	123	4
6171-20VB-P	PULL	123	3
6172-20VB-P	PULL	123	2
6173-20VB-P	PULL	123	1
6180-2ORB-P	PULL	123	4
6181-2ORB-P	PULL	123	3
6182-2ORB-P	PULL	123	2
6183-2ORB-P	PULL	123	1
7000-107-C	PULL	32	1
7001-1BPN-P	PULL	33	2
7002-126-C	PULL	32	3
7004-1BBZ-C	PULL	33	4
7005-107-C	KNOB	32	5
7006-1BPN-P	KNOB	33	6
7007-126-C	KNOB	32	7
7009-1BBZ-C	KNOB	33	8
7010-107-C	KNOB	32	9
7011-1BPN-C	KNOB	33	10
7011-1BPN-C	KNOB	110	17
7012-126-C	KNOB	32	11
7012-126-C	KNOB	111	18
7014-1BBZ-C	KNOB	33	12
7015-107-C	PULL	32	13
7016-1BPN-P	PULL	33	14
7017-126-C	PULL	32	15
7018-155-C	PULL	32	16
7019-198-C	PULL	33	17
7020-107-C	KNOB	32	18
7021-1BPN-P	KNOB	33	19
7022-126-C	KNOB	32	20
7023-155-C	PULL	32	21
7024-198-C	KNOB	33	22
7067-9SS-C	PULL	52	1
7068-9SS-C	PULL	52	2
7069-9SS-C	PULL	52	3
7070-9SS-C	PULL	52	4
7071-9SS-C	PULL	52	5
7072-9SS-C	PULL	52	6
7073-9SS-C	PULL	52	7
7074-9SS-C	PULL	53	8

PART NO.	TYPE	PAGE	POSITION
7075-9SS-C	PULL	53	9
7076-9SS-C	PULL	53	10
7077-9SS-C	PULL	53	11
7078-9SS-C	KNOB	52	12
7079-9SS-C	KNOB	52	13
7081-1BPN-P	PULL	70	1
7082-1BT-P	PULL	71	2
7083-1DAB-P	PULL	70	3
7084-1BPN-C	PULL	70	4
7085-1BT-P	PULL	71	5
7086-1DAB-C	PULL	70	6
7087-1BPN-P	KNOB	70	7
7088-1BT-P	KNOB	71	8
7089-1DAB-P	KNOB	70	9
7090-1BPN-C	KNOB	70	10
7091-1BT-P	KNOB	71	11
7092-1DAB-P	KNOB	70	12
7093-1BPN-P	KNOB	70	13
7094-1BT-P	KNOB	71	14
7095-1DAB-C	KNOB	70	15
7096-1BPN-P	KNOB	70	16
7097-1BT-P	KNOB	71	17
7099-1DAB-P	KNOB	70	18
7104-1BPN-C	PULL	92	1
7105-1RN-C	PULL	92	2
7106-1RI-C	PULL	93	3
7107-1RC-C	PULL	93	4
7108-1RPN-C	PULL	92	5
7109-1BPN-C	PULL	92	6
7110-1RN-C	PULL	92	7
7111-1RI-C	PULL	93	8
7112-1RC-C	PULL	93	9
7113-1RBN-C	PULL	92	10
7114-1BPN-C	KNOB	92	11
7115-1RN-C	KNOB	92	12
7116-1RI-C	KNOB	93	13
7117-1RC-C	KNOB	93	14
7118-1RBN-P	KNOB	92	15
7119-1BPN-C	PULL	94	1
7120-1RAB-C	PULL	95	2
7121-1RN-C	PULL	94	3
7122-1RI-C	PULL	95	4
7123-1RC-C	PULL	94	5
7124-1RBN-C	PULL	95	6
7125-1BPN-C	KNOB	94	7
7126-1RAB-C	KNOB	95	8
7127-1RN-C	KNOB	94	9
7128-1RI-C	KNOB	94	10
7129-1RC-C	KNOB	94	11
7130-1RBN-C	KNOB	95	12
7131-1015-C	PULL	46	1
7132-10RT-C	PULL	47	2
7133-1010-C	PULL	47	3
7134-10VB-P	PULL	46	4
7135-1015-C	PULL	46	5
7136-10RT-C	PULL	46	6
7137-1010-C	PULL	47	7
7138-10VB-P	PULL	46	8
7139-1015-C	KNOB	46	9
7140-10RT-C	KNOB	47	10
7141-1010-C	KNOB	47	11
7142-10VB-P	KNOB	46	12
7143-1015-C	KNOB	46	13
7144-10RT-P	KNOB	46	14
7145-1010-C	KNOB	47	15
7146-10VB-P	KNOB	46	16
7147-1015-C	PULL	22	1
7148-10RT-C	PULL	23	2
7149-1010-C	PULL	23	3
7150-10VB-P	PULL	22	4
7151-1015-C	PULL	22	5
7152-10RB-C	PULL	22	6
7153-1010-C	PULL	23	7
7154-10VB-P	PULL	23	8

PART NO.	TYPE	PAGE	POSITION
7155-1015-C	APPLIANCE PULL	22	9
7156-10RT-C	APPLIANCE PULL	22	10
7157-1010-C	APPLIANCE PULL	23	11
7158-10VB-C	APPLIANCE PULL	22	12
7170-1015-C	KNOB	22	13
7171-10RT-C	KNOB	23	14
7172-1010-C	KNOB	23	15
7173-10VB-P	KNOB	22	16
7174-1015-C	PULL	62	1
7175-10RT-C	PULL	63	2
7176-1010-C	PULL	63	3
7177-10VB-P	PULL	62	4
7178-1015-C	PULL	62	5
7179-10RT-C	PULL	62	6
7180-1010-C	PULL	63	7
7181-10VB-P	PULL	62	8
7182-1015-C	KNOB	62	9
7183-10RT-C	KNOB	63	10
7184-1010-C	KNOB	63	11
7185-10VB-P	KNOB	62	12
7217-303-B	KNOB	72	15
7300-303-P	KNOB	72	12
7315-303-P	KNOB	72	13
7316-303-P	KNOB	72	14
7317-303-B	KNOB	72	15
7870-2ORB-P	BAIL PULL	30	1
7871-2ORB-P	KNOB	30	2
7872-2ORB-P	PULL	30	3
7873-2ORB-P	KNOB	30	4
7874-1ORB-P	PULL	31	5
7875-1ORB-P	CUP PULL	31	6
7876-1VB-P	CUP PULL	29	2
7877-1ORB-P	KNOB	31	7
7878-1VB-P	KNOB	29	3
7879-1ORB-P	KNOB	31	8
7880-1ORB-P	PULL	30	9
7881-1BPN-P	PULL	107	6
7882-1AEP-P	PULL	107	7
7883-1VB-P	PULL	28	4
7884-1BPN-P	CUP PULL	107	8
7885-1AEP-P	CUP PULL	107	9
7886-1VB-P	CUP PULL	28	5
7887-1AEP-P	PULL	107	10
7888-1AP-P	PULL	106	11
7889-1DBZ-P	PULL	106	12
7890-1VB-P	PULL	28	6
7891-1BPN-P	KNOB	107	13
7892-1AEP-P	KNOB	107	14
7893-1AP-P	KNOB	106	15
7894-1DBZ-P	KNOB	106	16
7895-1VB-P	KNOB	28	7
7896-1ORB-P	KNOB	30	10
7897-1VB-P	KNOB	28	8
7898-1VB-P	PULL	28	9
7899-1VB-P	KNOB	28	10
7900-1VB-P	PULL	29	11
7901-1VB-P	PULL	28	12
7902-2VB-P	PULL	44	7
7903-2VB-P	PULL	44	8
7904-1VB-P	PULL	29	13
7905-1VB-P	PULL	29	14
7906-1VB-P	KNOB	29	15
7907-1ORB-P	PULL	30	11
7908-1ORB-P	KNOB	30	12
7909-1ORB-P	KNOB	31	13
7910-1ORB-P	PULL	30	14
7920-2BPN-P	PULL	44	9
7921-2BPN-P	PULL	45	10
7922-2BPN-P	PULL	44	11
7923-20VB-P	PULL	44	12
7924-2026-P	PULL	44	13
7925-2055-P	PULL	45	14
8010-03-P	HOOK	104	1
8011-26-P	HOOK	104	2

PART NO.	TYPE	PAGE	POSITION
8012-PBN-P	HOOK	104	3
8013-WN-P	HOOK	105	4
8014-55-P	HOOK	105	5
8015-ORB-P	HOOK	105	6
8016-VB-P	HOOK	104	7
8017-LWI-P	HOOK	104	8
8089-155-P	KNOB	32	23
8230-1RGZ-P	APPLIANCE PULL	87	1
8231-1BPN-P	APPLIANCE PULL	88	1
8232-1VB-P	APPLIANCE PULL	87	2
8233-1ORB-P	APPLIANCE PULL	86	3
8234-1WN-P	APPLIANCE PULL	89	2
8235-1RI-P	APPLIANCE PULL	89	3
8236-1RGZ-P	APPLIANCE PULL	86	4
8237-1BPN-P	APPLIANCE PULL	88	4
8238-1VB-P	APPLIANCE PULL	87	5
8239-1ORB-P	APPLIANCE PULL	86	6
8240-1WN-P	APPLIANCE PULL	88	5
8241-1WN-P	APPLIANCE PULL	89	6
8242-1RGZ-P	PULL	86	7
8243-1BPN-P	PULL	88	7
8244-1VB-P	PULL	87	8
8245-1ORB-P	PULL	86	9
8246-1WN-P	PULL	88	8
8247-1RI-P	PULL	89	9
8248-1RGZ-P	KNOB	86	10
8249-1BPN-P	KNOB	88	10
8250-1VB-P	KNOB	87	11
8251-1ORB-P	KNOB	86	12
8252-1WN-P	KNOB	88	11
8253-1RI-P	KNOB	89	12
8254-1RGZ-P	KNOB	86	13
8255-1BPN-P	KNOB	88	13
8256-1VB-P	KNOB	87	14
8257-1ORB-P	KNOB	86	15
8258-1WN-P	KNOB	88	14
8259-1RI-P	KNOB	89	15
8260-1RGZ-P	APPLIANCE PULL	24	1
8261-1BPN-P	APPLIANCE PULL	26	1
8262-1VB-P	APPLIANCE PULL	25	2
8263-1ORB-P	APPLIANCE PULL	25	3
8264-1WN-P	APPLIANCE PULL	27	2
8265-1RI-P	APPLIANCE PULL	27	3
8266-1RGZ-P	PULL	24	4
8267-1BPN-P	PULL	26	4
8268-1VB-P	PULL	24	5
8269-1ORB-P	PULL	25	6
8270-1WN-P	PULL	26	5
8271-1RI-P	PULL	27	6
8272-1RGZ-P	PULL	24	7
8273-1BPN-P	PULL	26	7
8274-1VB-P	PULL	24	8
8275-1ORB-P	PULL	25	9
8276-1WN-P	PULL	26	8
8277-1RI-P	PULL	27	9
82-78-1RGZ-P	KNOB	24	10
8279-1BPN-P	KNOB	26	10
8280-1VB-P	KNOB	24	11
8281-1ORB-P	KNOB	25	12
8282-1WN-P	KNOB	26	11
8283-1RI-P	KNOB	27	12
8284-1RGZ-P	KNOB	24	13
8285-1BPN-P	KNOB	26	13
8286-1VB-P	KNOB	24	14
8287-1ORB-P	KNOB	25	15
8288-1WN-P	KNOB	26	14
8289-1RI-P	KNOB	27	15
8290-1RGZ-P	APPLIANCE PULL	86	16
8291-1BPN-P	APPLIANCE PULL	88	16
8292-1VB-P	APPLIANCE PULL	86	17
8293-1ORB-P	APPLIANCE PULL	86	18
8294-1WN-P	APPLIANCE PULL	88	17
8295-1RI-P	APPLIANCE PULL	88	18
8296-1RGZ-P	APPLIANCE PULL	24	16

PART NO.	TYPE	PAGE	POSITION
8297-1BPN-P	APPLIANCE PULL	26	16
8298-1VB-P	APPLIANCE PULL	24	17
8299-1ORB-P	APPLIANCE PULL	25	18
8300-1WN-P	APPLIANCE PULL	26	17
8301-1RI-P	APPLIANCE PULL	27	18
9079-1BPN-P	KNOB	64	2
9200-1BPN-P	PULL	38	1
9201-1026-P	PULL	39	2
9202-1055-P	PULL	38	3
9203-1BPN-P	PULL	38	4
9204-1026-P	PULL	39	5
9205-1055-P	PULL	38	6
9206-1BPN-P	PULL	38	7
9207-1026-P	PULL	39	8
9208-1055-P	PULL	38	9
9209-1BPN-P	KNOB	38	10
9210-1026-P	KNOB	39	11
9211-1055-P	KNOB	38	12
9212-10VB-P	PULL	83	1
9213-1VTN-P	PULL	82	2
9214-1BPN-P	PULL	82	3
9215-10VB-P	PULL	83	4
9216-1VTN-P	PULL	82	5
9217-1BPN-P	PULL	82	6
9218-10VB-P	KNOB	83	7
9219-1VTN-P	KNOB	82	8
9220-1BPN-P	KNOB	82	9
9221-1ORB-P	PULL	58	1
9222-1BPN-P	PULL	59	2
9223-10VB-P	PULL	59	3
9224-1ORB-P	PULL	58	4
9225-1BPN-P	PULL	59	5
9226-10VB-P	PULL	59	6
9227-1ORB-P	KNOB	58	7
9228-1BPN-P	KNOB	59	8
9229-10VB-P	KNOB	59	9
9230-1026-P	PULL	14	1
9231-1BPN-P	PULL	14	2
9232-10BT-P	PULL	15	3
9233-1026-P	PULL	14	4
9234-1BPN-P	PULL	14	5
9235-10BT-P	PULL	15	6
9236-1026-P	PULL	14	7
9237-1BPN-P	PULL	14	8
9238-10BT-P	PULL	15	9
9239-1026-P	PULL	14	10
9240-1BPN-P	PULL	14	11
9241-10BT-P	PULL	14	12
9242-1026-P	KNOB	14	13
9243-1BPN-P	KNOB	15	14
9244-10BT-P	KNOB	15	15
9245-1ORB-P	PULL	16	1
9246-1BPN-P	PULL	16	2
9247-10BT-P	PULL	17	3
9248-1ORB-P	PULL	16	4
9249-1BPN-P	PULL	16	5
9250-10BT-P	PULL	17	6
9251-1ORB-P	PULL	16	7
9252-1BPN-P	PULL	16	8
9253-10BT-P	PULL	17	9
9254-1ORB-P	KNOB	16	10
9255-1BPN-P	KNOB	16	11
9256-10BT-P	KNOB	17	12
9257-1014-P	PULL	58	10
9258-1014-P	PULL	58	11
9259-1014-P	KNOB	58	12
9260-1055-P	PULL	58	13
9261-1055-P	PULL	58	14
9262-1055-P	KNOB	58	15
9528-399-P	KNOB	72	16
9530-398-P	KNOB	73	17
9532-398-P	KNOB	73	18
9542-326-P	KNOB	72	19
9710-1BPN-P	CUP PULL	34	1

PART NO.	TYPE	PAGE	POSITION
9711-1BAC-P	CUP PULL	35	2
9712-1BBN-P	CUP PULL	34	3
9713-1BAB-P	CUP PULL	35	4
9718-1BPN-P	PULL	34	5
9719-1BAC-P	PULL	35	6
9720-1BBN-P	PULL	34	7
9721-1BAB-P	PULL	35	8
9722-1BAC-P	KNOB	35	9
9723-1BBN-P	KNOB	34	10
9724-1BAB-P	KNOB	34	11
9856-326-P	PULL	123	5
9877-1RB-P	BAIL PULL	79	9
9878-1RB-P	KNOB	79	10
9879-1RB-P	CUP PULL	79	11
9880-1RB-P	KNOB	79	12
9881-1RB-P	KNOB	79	13
9882-1RP-P	CUP PULL	78	14
9883-1RP-P	KNOB	78	15
9884-1RP-P	KNOB	78	16
9885-110-P	PULL	64	3
9886-1BPN-P	PULL	64	4
9887-1FE-P	PULL	65	5
9888-1WN-P	PULL	64	6
9889-1WC-P	PULL	65	7
9890-110-P	CUP PULL	64	8
9892-1FE-P	CUP PULL	65	9
9893-1WC-P	CUP PULL	65	10
9895-1WN-P	CUP PULL	64	11
9896-1BPN-P	CUP PULL	64	12
9913-1BPN-P	KNOB	34	12
9923-110-P	KNOB	64	13
9924-1BPN-P	KNOB	64	14
9925-1WC-P	KNOB	65	15
9927-1WN-P	KNOB	64	16
9933-110-P	KNOB	64	17
9934-1FE-P	KNOB	65	18
9935-1WC-P	KNOB	65	19
9936-1WN-P	KNOB	64	20
9937-1BPN-P	KNOB	64	21
9938-110-P	KNOB	64	22
9941-1WC-P	KNOB	65	23
9942-1WN-P	KNOB	64	24
9950-103-P	KNOB	72	20
9951-126-P	KNOB	72	21
9952-198-P	KNOB	73	22
9955-1SB-P	KNOB	73	23
9956-102-P	KNOB	73	25
9956-1BPN-P	KNOB	72	24
9958-1SC-P	KNOB	72	26
9960-2AP-P	PULL	66	1
9961-2AP-P	BAIL PULL	66	2
9962-2AP-P	BAIL PULL	66	3
9964-2AP-P	KNOB	66	4
9966-2AP-P	KNOB	66	5
9967-2AP-P	KNOB	66	6
9980-255-P	PULL	67	7
9981-2RU-P	PULL	66	8
9982-255-P	BAIL PULL	67	9
9983-2RU-P	BAIL PULL	66	10
9984-255-P	KNOB	67	11
9985-2RU-P	KNOB	67	12
9986-255-P	KNOB	67	13
9987-2RU-P	KNOB	66	14
9988-2AP-P	BAIL PULL	66	15
9989-255-P	BAIL PULL	67	16
9990-2RU-P	BAIL PULL	66	17
9991-255-P	BAIL PULL	67	18
9992-2RU-P	BAIL PULL	66	19
9994-303-P	PULL	72	27
9996-303-P	PULL	72	28
9997-303-P	PULL	72	29
9998-303-P	PULL	72	30